

## COMMITMENT TO A SUSTAINABLE GROWTH

ANNUAL REPORT 2021



LHN LIMITED - 賢能集團有限公司\*  
STOCK CODE:  
Singapore - 410 / Hong Kong - 1730  
(incorporated in the Republic of  
Singapore with limited liability)

(\*For identification purpose only)

## ABOUT LHN GROUP

With a history dating back to 1991, we are a real estate management services group that provides integrated real estate management services across Asia. At the forefront of property trends, the Group has been highly adaptive to the changing needs of how individuals and businesses live, work, and play.

We focus on creating productive environments for small and medium enterprises (SMEs) and born-global companies. Taking old, unused and under-utilised industrial, commercial and residential properties, we enhance and transform them into thoughtfully designed and highly usable space. In addition, our vast experience at managing a diverse range of properties has shaped us to be well-versed in the art of applying our space optimisation expertise to any space.

Consisting of comprehensive cleaning, car park management, and building management - our suite of integrated facility management offerings greatly complement one another, and in turn, strengthen the space optimisation business segment, which gives us an edge over the market.

The logistics management business unit includes transportation services in Singapore and Malaysia and container depot services in Singapore, Myanmar and Thailand. Our transportation division is operated by our fleet of well-maintained prime movers, trailers, oil tankers, ISO tankers and trucks as well as staff who are specially trained to handle different types of chemical products and bulk cargoes safely and efficiently. Our container depot division which manages empty containers for our shipping line and leasing line customers, pride ourselves to be one of the more efficient container depot operators in the region.

Integral to our expansion strategy, we strive to build an extensive business network across ASEAN to better support our customers and achieve a sustainable growth for the Group.

## OUR VISION

We create productive environments.

## OUR MISSION

A Space Resource Optimisation Company that generates value and is driven by technology.

## OUR CORE VALUES

Prudence  
Efficiency  
Accountability

# CONTENTS



## HIGHLIGHTS OF FY2021

In FY2021, the Group has acquired four new properties (including one joint venture property).



## CHAIRMAN'S MESSAGE

Amidst the uncertain business environment caused by the COVID-19 pandemic, the Group continues to deliver excellent performance in FY2021.

## OVERVIEW

2	Corporate Overview
4	Chairman's Message
8	Highlights of FY2021
10	Board of Directors
14	Executive Officers
15	Company Secretary

This annual report has been reviewed by the Company's sponsor, PrimePartners Corporate Finance Pte. Ltd. (the "Sponsor"). It has not been examined or approved by the Singapore Exchange Securities Trading Limited (the "Singapore Exchange") and the Singapore Exchange assumes no responsibility for the contents of this document, including the correctness of any of the statements or opinions made or reports contained in this document.

The contact person for the Sponsor is Ms. Ng Shi Qing, 16 Collyer Quay, #10-00 Income at Raffles, Singapore 049318, sponsorship@ppcf.com.sg.

This annual report has not been examined or approved by the Hong Kong Exchanges and Clearing Limited and The Stock Exchange of Hong Kong Limited (the "SEHK").

Hong Kong Exchanges and Clearing Limited and SEHK take no responsibility for the contents of this annual report, make no representation as to its accuracy or completeness and expressly disclaim any liability whatsoever for any loss howsoever arising from or in reliance upon the whole or any part of the contents of this annual report.



## FINANCIAL HIGHLIGHTS

The Group delivers net earnings of S\$28.9 million in FY2021.

## PERFORMANCE

16	Financial Highlights
19	Five-Year Financial Summary
20	Operations & Financial Review
30	Corporate Social Responsibility
33	Our Achievements
34	Corporate Information

## FINANCIALS

36	Report on Corporate Governance
80	Directors' Statement
92	Independent Auditor's Report to the Members of LHN Limited
96	Consolidated Statements of Profit or Loss and Total Comprehensive Income
97	Consolidated Statements of Financial Position
98	Statements of Financial Position
99	Consolidated Statements of Changes in Equity
100	Consolidated Statements of Cash Flows
102	Notes to the Financial Statements
180	Statistics of Shareholdings

## CORPORATE OVERVIEW



## COMMERCIAL



**7**  
PROPERTIES

**84.8%**  
OCCUPANCY RATE\*

## Singapore

- 45 Burghley Drive
- 1557 Keppel Road Blk C
- 200 Pandan Gardens
- 10 Raeburn Park
- 300–320 Tanglin Road (Phoenix Park)
- 27 West Coast Highway (Westway)
- 75 Beach Road (L3, L4) (Under Renovation)

\*excludes 75 Beach Road

## Space Concept

**GREENHUB**  
SUITED OFFICES FOR BORN GLOBAL FIRMS

**4** **55.1%**  
PROPERTIES OCCUPANCY RATE

## Singapore

- 27 West Coast Highway (Westway)
- 10 Raeburn Park
- 5 Tampines Central 6 Telepark (Tampines Park)

## Overseas

- Casablanca Tower (Indonesia)

## INDUSTRIAL



**13**  
PROPERTIES

**93.5%**  
OCCUPANCY RATE

## Singapore

- 34 Boon Leat Terrace
- 20–25A Depot Lane
- 8 Jalan Papan
- 43 Keppel Road
- 18 Penjuru Road
- 2 Tuas South Avenue 2
- 798/800 Upper Bukit Timah
- 23 Woodlands Industrial Park E1
- Lot 228, 342, 346 MK XIV Woodlands Mandai Estate
- Lot 220 (Part) MKXIV Woodlands
- 18 Tampines Industrial Crescent
- 72 Eunos Avenue 7
- 18 New Industrial Road

## Space Concept

**work+store**

**6** **98.9%**  
PROPERTIES OCCUPANCY RATE

## Singapore

- 100 Eunos Avenue 7
- 71 Lorong 23 Geylang
- 18 New Industrial Road
- 25 Depot Lane
- 18 Tampines Industrial Crescent
- 72 Eunos Avenue 7

## RESIDENTIAL



**1**  
PROPERTY

**100%**  
OCCUPANCY RATE

## Singapore

- 324A & 420 Keramat Road

## Space Concept

**colivoo**

**8** **99.5%**  
PROPERTIES OCCUPANCY RATE\*

## Singapore

- 31 Boon Lay Drive
- 150 Cantonment Road
- 1A Lutheran Road
- 320 Balestier Road
- 75 Beach Road (L5, L6) (Under Renovation)
- 115 Geylang Road
- 1557 Keppel Road Blk A & B
- 10 Raeburn Park

\*excludes 75 Beach Road

**85 SOHO**

**4** **29%**  
PROPERTIES OCCUPANCY RATE\*

## Overseas

- 85 Boyar Nyunt Street (Myanmar)
- 137 Upper Pansoadan Road (Myanmar)
- Block 1A Axis Residences (Cambodia)
- Nan'an (China)

\*excludes Cambodia and China



## LOGISTICS



### CONTAINER DEPOT

Handle up to **8,200 TEUs** in Singapore and **19,000 TEUs** in Thailand.

To handle up to **3,750 TEUs** in Myanmar (upcoming).

## LHN GROUP LOGISTICS

### TRANSPORTATION

Handle over **50 prime movers** and **200 trailers** in Singapore.

Handle over **10 prime movers** and **70 trailers** in Malaysia.

## FACILITIES



### CLEANING & RELATED SERVICES

Provides facilities management services to **52 customers** of which 19 are companies within the Group.

## LHN PARKING

Your Trusted Car Park Operator

### CARPARK MANAGEMENT

Manages **71 carparks** in Singapore of which 21 carparks are located at properties owned or leased by the Group or its associated companies.

Manages 2 carparks in Hong Kong.

## OVERSEAS PRESENCE

### SINGAPORE (REGIONAL HQ)



- 29 commercial, industrial and residential properties, including 3 GreenHub Suited Offices.
- Facilities Management services for our properties and other properties.
- Operate 2 container depots at Benoi Sector and Gul Circle that are able to handle up to 8,200 TEUs altogether.
- Transportation services business.
- Operate 71 carparks.

### CAMBODIA



- Acquired the entire block of 108 units of apartment to operate as Serviced Residences.

### CHINA



- To manage 158 rooms business hotel in Nan'an, Quanzhou (upcoming).

### HONG KONG (CHINA)



- Manage 2 car parks at Tuen Yee Street, Area 16, Tuen Mun, New Territories, Hong Kong and Chai Wan.

### INDONESIA



- Manage 1 GreenHub Suited Offices in Jakarta.

### MALAYSIA



- Transportation service business.

### MYANMAR (YANGON)



- Manage 2 Serviced residences with a capacity of 29 units and 88 units respectively.

### THAILAND



- Operate 2 Container depots in Laem Chabang, Thailand and in the vicinity of Bangkok, Thailand, with a capacity of up to 19,000 TEUs altogether.

## CHAIRMAN'S MESSAGE

**MR KELVIN LIM**  
Executive Chairman, Executive Director  
& Group Managing Director.





# COMMITMENT TO SUSTAINABLE GROWTH

Dear Shareholders,

On behalf of the board of directors of LHN Limited (the "Board" or the "Board of Directors"), I am pleased to share our Annual Report for the financial year ended 30 September 2021 ("FY2021"). Amidst the uncertain business environment caused by the COVID-19 pandemic, the Group continues to deliver excellent performance in this financial year.

## Healthy Profit Despite the Uncertain Business Environment

On the back of strong growth in our residential co-living and industrial segments, the Group reported revenue of S\$121.0 million and achieved net profit after tax of S\$28.9 million in FY2021. This is up from the net profit after tax of S\$24.7 million achieved in FY2020, an increment of 16.9%. Earnings per share for the Group increased to 6.94 Singapore cents and net asset value per ordinary share improved to 35.63 Singapore cents in FY2021. In view of the Group's financial result this year and in consideration of the uncertainties of the global economic recovery, the Directors would like to propose a final dividend of 1.0 Singapore cent per ordinary share, subject to shareholders' approval at the upcoming annual general meeting, on top of the interim dividend of 0.75 Singapore cents per ordinary share of the Company for the six months ended 31 March 2021 paid on 18 June 2021.

## SPACE OPTIMISATION

Despite the movement restrictions and heightened alert measures that have impacted Singapore's economy significantly, the Group's space optimisation segment has remained resilient. We have achieved high occupancy rate across our Work+Store, other industrial, and residential (Coliwoo) segments. The Group has been evaluating and growing its portfolio and has renewed seven master leases and acquired four new properties (including one joint venture property).

## RESIDENTIAL

Our Coliwoo co-living space concept continues to perform strongly with positive returns and high occupancy rate of 99.5% as at 30 September 2021. We have recently commenced operations at Coliwoo Keppel in the 3rd quarter of FY2021, achieving 100% sign up rate within the first 4 months. The high occupancy rate and short build-up period highlights our marketing, leasing and operational strength.



Artist's impression

Coliwoo Hotel at 40 and 42 Amber Road

As the travel market recovers from the COVID travel restrictions, we anticipate demand for co-living to increase from foreign visitors. Construction delays also mean more young couples are looking for temporary accommodation while waiting for their flats to be completed. There is also an accelerating trend for affluent young Singaporeans to move out of their parents' home as they yearn for more privacy and space. In line with the changing social norms regarding home ownership and household formations, the Group is committed to expanding our co-living business and growing the number of rooms.

In this financial year, the Group has renewed one residential property master lease and acquired four freehold properties, namely 320 Balestier Road, 40 & 42 Amber Road (joint venture), 115 Geylang Road and 75 Beach Road. In November 2021, we also entered into a joint venture agreement to acquire 471 & 473 Balestier Road and entered into a lease agreement for a tenancy at 2 Mount Elizabeth Link. The properties acquired are undergoing renovations and are expected to commence operations in FY2022 and we expect to have around 1,500 rooms operational by the end of 2022, up from 800 rooms currently. As we prepare to bring these properties onto the market, we will continue to grow our Coliwoo space concept by evaluating and acquiring new residential properties with the target to add another 1,000 rooms over the next three years.

Meanwhile, our 85SOHO service residences overseas have been facing headwinds due to the COVID-19 travel restrictions implemented in the regions where we operate. The renovation of 85SOHO in Quanzhou, China is ongoing and we expect to commence operation in the second quarter of FY2022. As the global travel market continues to pick up in 2022, we anticipate demand for service residences in Asia to grow and 85SOHO will be in a good position to meet the rising demand.

## INDUSTRIAL

Our industrial segment continues to perform strongly with high occupancy and strong profits. The profitability improved significantly in FY2021 due to the expiry of loss-making site at 10 to 40 Tuas in FY2020, and we anticipate sustained profitability in the ensuing years. The Group has renewed five industrial properties leases in FY2021, and in October 2021, established a new joint venture to acquire an industrial building at 55 Tuas South Avenue 1. We have also recently commenced operations of our joint venture properties at 5 Toa Payoh in the first half of FY2021.

Our Work+Store segment also continues to deliver outstanding performance with high occupancy of 98.9%. The lockdown during the pandemic has accelerated the trend of retailers moving towards e-commerce, which results in the transition from physical to omnichannel retail. We plan to assist our users in such transitions by embracing new technology, digitalization and introducing new services to cater to their changing needs. The recent launch of 202 Kallang Bahru, our second largest Work+Store facility and a Green Mark certified building, is part of our strategic step in expanding our scope of such services. The new services provided to our users include wine storage, warehouse management and livestreaming facilities. 202 Kallang Bahru will be positioned as a one-stop fulfilment hub with the objective to deliver seamless end-to-end logistics solutions for our self-storage users. We will continue to evaluate exciting opportunities with a target to expand our Work+Store locations and improve the value-added services provided to our users.

## FACILITIES MANAGEMENT

In FY2021, the Group experienced strong growth in revenue from our Facilities Management Business, largely due to carpark and facilities management. We commenced the operations of 33 new carparks awarded



by JTC Corporation and acquired Bukit Timah Shopping Centre carpark through a joint venture. We plan to build up market share in the carpark business by offering smart parking solutions to optimise space utilisation.

Our Industrial & Commercial Facilities Management (ICFM) business has improved on the range of services provided to our customers, such as sanitisation and disinfecting services due to the more intensive cleaning requirement resulting from the pandemic. To maintain the highest quality of services, the Group has been upgrading the skills of our workers and integrating automation technology in our daily operations. The Group will continue to seek more facilities management contract by providing integrated facilities management services.

### LOGISTICS SERVICES

The logistics segment has experienced stable revenue and profit this financial year with minimal impact by the pandemic. We have continued to grow our fleet and began cross border trucking for our customers between Malaysia and Singapore. We plan to upgrade and grow our container depot network in the region, improving the scope of services to better serve our customers from international shipping lines.

We have submitted a spin-off application of our Logistics Services Business via a proposed listing on Catalist of the SGX-ST. It is expected that the spin-off will enhance the visibility of the logistics business and improve access to capital, allowing the business to tap on new opportunities in line with its expansion plans.

### REDUCING OUR CARBON FOOTPRINTS

In recent years, there has been increasing focus on sustainability and reducing carbon emission. The government has released the Green Plan 2030, outlining the country's green target for the next ten years. In line with the government objective, the Group is committed to our sustainability endeavours through the adoption of green energy and implementation of sustainable technologies in our operation.

We are investing approximately S\$1 million to install 200 electric vehicle (EV) charging stations across our car parks, industrial and commercial properties in the next few years. The plan is to install at least five EV charging stations in each of the car park facilities that the Group manages, in keeping with the government's push to encourage greater EV adoption.

In this financial year, we have installed solar panels at 202 Kallang Bahru, which brings the total number of properties with solar panels to four. We aim to install solar panels on the rooftop of most of our properties, with five more locations in our pipeline for next year.

The Group is also committed to incorporating more sustainable technologies and features across our properties. We are installing smart energy management systems across our Coliwoo properties to automate and optimise energy usage through the Internet of Things (IoT) technology. We will continue to refine our initiative and explore new green technologies as the Group reaffirms our long-term commitment to sustainability.

### MOVING FORWARD

Despite the robust post-COVID recovery, the Group anticipates certain headwinds in the path to full recovery. The recent disruption to the global supply chain also has a profound impact on the real estate industry, including higher construction cost and construction delays. We also anticipate rising electricity and operating costs in addition to increasing interest rate risk as central banks around the world look to raise interest rates to combat inflation.

Given the uncertain economic conditions, we will exercise caution in implementing our growth strategy and be more selective in our target investments. We will continue to deliver our spaces at a competitive price to our users while managing the rising cost, adjusting our service offerings to deliver sustainable and strong returns for our shareholders.

### SHOWING OUR APPRECIATION

On behalf of the Board of Directors, we would like to extend our deepest gratitude to our team of dedicated staff who has showcased their commitment, perseverance, and tenacity in this challenging business environment, allowing the Group to deliver excellent results and continue with our business expansion plans. We would also like to thank our business partners, landlords, tenants, customers, and shareholders for their unwavering support and confidence in our Group during these uncertain times. We strive to be agile and adapt to new business conditions, providing new services and enhancing value to our users and stakeholders in the years to come.



2020

NOV 20

DEC 20

JAN 21



18 Penjuru Road

- Obtained master lease renewal for 8 Jalan Papan, 18 Penjuru Road and Keramat Road.
- Held the FY2020 Annual General Meeting.

2021



JTC Corporation carpark

- Secured carpark contract to manage 33 carparks from JTC Corporation.
- Received notification of the continuance on the SGX Fast Track.



320 Balestier Road

- Acquired the 320 Balestier property.
- Acquired our joint venture property at Bukit Timah Shopping Centre Carpark.
- Released of Annual Report 2020.
- Obtained master lease renewal for 34 Boon Leat Terrace.

HIGHLIGHTS OF

FY2021

## FEB 21



1557 Keppel Road

- Released of Sustainability Report 2020.
- Launched our Coliwoo co-living property at 1557 Keppel Road Block A & B.

## APR 21



The visit of Dr. Amy Khor

- Obtained master lease renewal for 798/800 Upper Bukit Timah Road.
- Hosted and demoed to Dr. Amy Khor, Senior Minister of State for Sustainability and the Environment, our iClean application and other digital solutions for Environmental Services Industry.
- Launched our commercial space at 1557 Keppel Road Block C.

## MAY 21



- Released of 1H2021 Results Announcement.

## AUG 21



200 Pandan Gardens

- Obtained master lease renewal for 200 Pandan Gardens.

## JUL 21



115 Geylang Road

- Acquired the 75 Beach Road property and 115 Geylang Road property.

## JUN 21



40 and 42 Amber Road (artist's impression)

- Released of Interim Report 2021.
- Obtained master lease renewal for Lot 228 Mandai Estate.
- Acquired our joint venture property at 40 and 42 Amber Road.
- Launched our 8th Work+Store facilities at 202 Kallang Bahru.

## SEP 21



Solar panels on the rooftop of 202 Kallang Bahru

- Completion of the installation of Solar Panel on the rooftop of 202 Kallang Bahru and 5 Toa Payoh West properties.

## BOARD OF DIRECTORS



**MR KELVIN LIM**  
Executive Chairman, Executive Director  
& Group Managing Director

**MS JESS LIM**  
Executive Director &  
Group Deputy Managing Director





●  
**MS CH'NG LI-LING**  
Lead Independent Non-Executive  
Director

● ●  
**MR EDDIE YONG**  
Independent Non-Executive Director

● ● ●  
**MR CHAN KA LEUNG GARY**  
Independent Non-Executive Director



## BOARD OF DIRECTORS

### MR KELVIN LIM

#### Executive Chairman, Executive Director & Group Managing Director

Mr Lim Lung Tieng (also known as Lin Longtian) (林隆田) (“Kelvin”), age 44, is a controlling shareholder of the Company and was first appointed to the Board on 10 July 2014 and was last re-elected on 29 January 2021. He is currently the Executive Chairman, the Executive Director, the Group Managing Director and a member of the Nominating Committee. Kelvin is also a director of all of the subsidiaries of the Group other than Hean Nerng Facilities Management Pte. Ltd., HLA Holdings (Thailand) Limited and HLA Container Services (Thailand) Limited.

Kelvin brings over 20 years of experience in the property leasing, logistics services and facilities management business. He is primarily responsible for the Group’s business development and overall management, including investment activities, operations and marketing efforts.

Kelvin is a patron in the Bukit Batok East Citizen’s Consultative Committee, Chairman of Singapore Wushu Dragon & Lion Dance Federation Management Committee, Honorary Chairman of the Singapore Lim See Tai Chong Soo Kiu Leong Tong Family Self-management Association and consultant to the Youth Wing, member of the Lions Club of Singapore Nee Soon Mandarin and vice-president of the National Arthritis Foundation of Singapore. For his contributions to society, Kelvin was awarded the public service medal (Pingat Bakti Masyarakat (“PBM”)) in 2012.

Kelvin is the brother of Jess, who is also an Executive Director and a controlling shareholder of the Company.

### MS JESS LIM

#### Executive Director & Group Deputy Managing Director

Ms Lim Bee Choo (also known as Lin Meizhu) (林美珠) (“Jess”), age 47, is a controlling shareholder of the Company and has been appointed to the Board since 10 July 2014 and was last re-elected on 30 January 2020. Jess is currently the Group Deputy Managing Director and a director of all of the subsidiaries of the Group other than LHN Management Services (Nan An) Co., Limited (南安市賢能商務管理有限公司), LHN Asset Management (Xiamen) Co. Limited, LHN Logistics Pte. Ltd., LHN Parking HK Limited, PT Hean Nerng Group and PT Hub Hijau Serviced Offices.

Jess has over 20 years of extensive and varied experience in business management and supply chain management comprising of over 15 years’ experience in the leasing and facilities management business and over 10 years’ experience in the logistics services business. She is responsible for the corporate development, the overall administration and oversees the Group’s finance, human resource, information systems and contracts administration functions.

Jess graduated with a Bachelor of Business Administration degree from the National University of Singapore (“NUS”). She also holds an Executive Diploma in Directorship from the Singapore Management University and the Singapore Institute of Directors.

Jess is the sister of Kelvin, who is also an Executive Director and a controlling shareholder of the Company.

**MS CH'NG LI-LING**  
Lead Independent  
Non-Executive Director

Ms Ch'ng Li-Ling (莊立林) (“Li-Ling”), age 50, is the Chairwoman of the Remuneration Committee and a member of both the Audit and Nominating Committees. Li-Ling was appointed as the Lead Independent Non-executive Director on 5 June 2017. She was first appointed to the Board as an Independent Non-executive Director on 10 March 2015 and was last re-elected on 30 January 2019.

Li-Ling is one of the founding members of RHTLaw Asia, where she presently heads the firm's Financial Services (Regulatory) Practice. Her areas of practice has included corporate and security laws, capital markets, mergers and acquisitions, securities and financial services regulatory compliance, and corporate governance.

At present, Li-Ling advises Fintech firms, financial institutions and capital markets services providers on MAS licensing and regulatory requirements and payment services providers on digital token issuances and the establishment of digital assets exchanges and e-payments platforms. She also advises fintech companies, investors and entrepreneurs in their capital-raising exercises.

Li-Ling was previously an independent director of SGX-ST listed DeClout Limited (Singapore Stock Code: 5UZ) from September 2012 to April 2018 and an independent director of SGX-ST listed Anchor Resources Limited (Singapore Stock Code: 43E) from December 2015 to January 2021. She is currently a member of the Singapore Academy of Law, Legal Practitioner (non-practising) of New South Wales, Australia and qualified as a solicitor of England and Wales.

Li-Ling graduated with a Bachelor of Arts (Honours) degree from NUS in 1994 and obtained her Bachelor of Laws (Honours) and Master of Laws (Merit) from the University of London in 1995 and 2011 respectively.

**MR EDDIE YONG**  
Independent Non-Executive Director

Mr Yong Chee Hiong (楊志雄) (“Eddie”), age 68, is the Chairman of the Nominating Committee and a member of both the Audit and Remuneration Committees. He was first appointed to the Board as an Independent Non-executive Director on 10 March 2015 and was last re-elected on 30 January 2020.

Eddie has over 40 years of experience in the real estate industry ranging from land acquisition, planning and real estate development, marketing and asset management. He is currently a Managing Partner of Equity & Land LLP.

Eddie was previously an Executive Director of SGX-ST listed Far East Orchard Limited (formerly Orchard Parade Holdings Limited) (Singapore Stock Code: 010) from July 2008 to April 2012. He was also the Deputy Chairman of the industry and development committee and board member of the Singapore Corporation of Rehabilitative Enterprises. He also served as the management committee member of Real Estate Developers' Association of Singapore. He was awarded the public service medal PBM in 2010 for his contributions to public service. Eddie has existing professional affiliations with the Singapore Institute of Surveyors & Valuers and the Institute of Real Estate Management (USA).

Eddie holds a Master of Science (Property and Maintenance Management) degree from NUS and a Bachelor of Science (Honours) degree in Urban Estate Management from Liverpool John Moores University (previously known as Liverpool Polytechnic).

**MR GARY CHAN**  
Independent Non-Executive Director

Mr Chan Ka Leung (陳嘉樑) (“Gary”), age 48, is the Chairman of the Audit Committee and a member of both the Nominating and Remuneration Committees. He was first appointed to the Board as an Independent Non-executive Director on 5 June 2017 and was last re-elected on 29 January 2021. Gary has many years of experience in accounting, corporate finance, private equity and financial consultation while advising companies across multiple disciplines and various industries.

Gary joined CFO (HK) Limited in 2014 and presently serves as the Chief Executive Officer of the Greater China business of the CFO Centre Group. He is also an independent director of True Yoga Holdings Limited.

Gary's previous appointments include Corporate Finance Director of TNG (Asia) Limited and Partner at Creat Capital Company Limited. He was also previously an independent non-executive director of TOMO Holdings Limited (Hong Kong Stock Code: 6928), a company listed on the SEHK, from June 2017 to June 2021.

Gary obtained a Bachelor's Degree in Mathematics and a Master's Degree in Accounting from the University of Waterloo (Canada). He also holds a Chartered Accountant certification in Canada since 2000.

## EXECUTIVE OFFICERS



### MS YEO SWEE CHENG Chief Financial Officer

Ms Yeo Swee Cheng (楊瑞清) (“Swee Cheng”) first joined the Group in May 2011 as Group Finance Manager and was promoted to Group Financial Controller in July 2014 before advancing to her current position in July 2015.

Swee Cheng is primarily responsible for all finance related areas of the Group including treasury, audit and taxation functions. She supports the management on all strategic and financial planning matters in relation to the Group’s business to ensure sound management of the Group’s funds.

Swee Cheng has over 15 years of extensive experience in financial accounting, corporate finance, treasury and taxation matters, having previously worked with GP Batteries International Limited and several other well established companies from various industries.

Swee Cheng has a Bachelor’s Degree in Accountancy from NUS and is also a member of the Institute of Singapore Chartered Accountants.

### MR WONG SZE PENG, DANNY Chief Executive Officer of Work+Store

Mr Wong Sze Peng, Danny (王志斌) (“Danny”) has been with the Group since 2008 and was promoted to Assistant General Manager in July 2010, General Manager in June 2012, before being redesignated to his current position in November 2021.

Danny has over 15 years of experience in the real estate industry. Danny is primarily responsible for the marketing and property management functions of the Group Space Optimisation (Commercial & Industrial). He plans, directs and co-ordinates with the marketing and property management departments and is actively involved in promoting the Group’s projects, sourcing for potential customers and conducting negotiations with them.

Danny holds a Bachelor of Science (Honours) Degree in Real Estate from NUS.





## COMPANY SECRETARY

### MR CHONG ENG WEE

#### Company Secretary

Mr Chong Eng Wee was appointed as joint company secretary of the Company in Singapore on 1 April 2020. Following the resignation of Mr Ng Chit Sing as the joint company secretary of the Company on 8 October 2021, Mr Chong remains in office and acts as the sole Company Secretary of the Company.

Mr Chong is the Managing Director and heads the Corporate & Capital Markets Practice at Chevalier Law LLC. He is admitted as an Advocate and Solicitor in Singapore, Solicitor of the High Court of Hong Kong, Lawyer of the Supreme Court of New South Wales, Australia, and a Barrister and Solicitor of the High Court of New Zealand.




Prior to founding his own firm, he was a Partner and head of Corporate at Kennedys Legal Solutions Pte. Ltd., a joint law venture between Kennedys Singapore LLP and Legal Solutions LLC.

Mr Chong was previously the joint company secretary and company secretary, as the case may be, of 3 SGX-ST Mainboard (the “SGX-ST”) listed companies: Hanwell Holdings Limited (Singapore Stock Code: DM0), Intraco Limited (Singapore Stock Code: I06), and Tat Seng Packaging Group Ltd (Singapore Stock Code: T12) between March 2012 and October 2012. He was also the Non-Executive and Independent Director of Innopac Holdings Limited, a SGX-ST Mainboard listed company (Singapore Stock Code: I26) between April 2018 and December 2018, and of CW Group Holdings Limited, a company listed on the Main Board of the SEHK (Hong Kong Stock Code: 1322) between November 2018 and June 2019.

Currently, he is a Non-Executive and Lead Independent Director of Heatec Jietong Holdings Limited (Singapore Stock Code: 5OR) and GS Holdings Limited (Singapore Stock Code: 43A) since April 2018 and January 2019 respectively, both of which are SGX-ST Catalist listed companies, and a Non-Executive and Independent Director of KTL Global Limited (Singapore Stock Code: EB7), a SGX-ST Mainboard listed company since August 2019, and OEL (Holdings) Limited (Singapore Stock Code: 584), a SGX-ST Catalist listed company since June 2020. He is also the company secretary of China Vanadium Titano-Magnetite Mining Company Limited, a company listed on the Main Board of the SEHK (Hong Kong Stock Code: 893), since December 2019.

## FINANCIAL HIGHLIGHTS

### Key financial figures

<b>Group Revenue</b> <b>S\$121.0M</b> 	<b>Profit After Tax</b> <b>S\$28.9M</b> 	<b>Net Asset Value Per Share</b> Singapore cents <b>35.63</b> 
--	--	---

The reconciliation of profit or loss from Pre-IFRS 16 basis to Post-IFRS 16 basis is as follows.

Income Statement	FY2021			FY2020		
	Pre-IFRS 16	Effects of IFRS 16	Post-IFRS 16	Pre-IFRS 16	Effects of IFRS 16	Post-IFRS 16
The Group	S\$'000	S\$'000	S\$'000	S\$'000	S\$'000	S\$'000
Revenue	142,240	(21,263)	120,977	152,088	(17,875)	134,213
Cost of sales	(83,033)	28,607	(54,426)	(93,565)	22,995	(70,570)
Gross profit	59,207	7,344	66,551	58,523	5,120	63,643
Other income	9,797	5,748	15,545	8,904	8,199	17,103
Other operating expenses						
- Reversal/(impairment loss) on trade, other and lease receivables	1,295	(1,527)	(232)	(1,261)	(1,092)	(2,353)
- Others	(72)	(455)	(527)	(830)	-	(830)
Selling and distribution expenses	(1,649)	-	(1,649)	(1,433)	-	(1,433)
Administrative expenses	(33,586)	951	(32,635)	(31,470)	1,041	(30,429)
Finance cost	(2,199)	(2,664)	(4,863)	(1,897)	(3,230)	(5,127)
Share of results of associates and joint ventures, net of tax	3,672	(6)	3,666	555	-	555
Fair value losses on investment properties	(1,107)	(10,491)	(11,598)	(2,224)	(9,585)	(11,809)
Profit before income tax	35,358	(1,100)	34,258	28,867	453	29,320

## Revenue by business sector

Space Optimisation

**S\$38.4M**

Logistics Services

**S\$27.2M**

Facilities Management

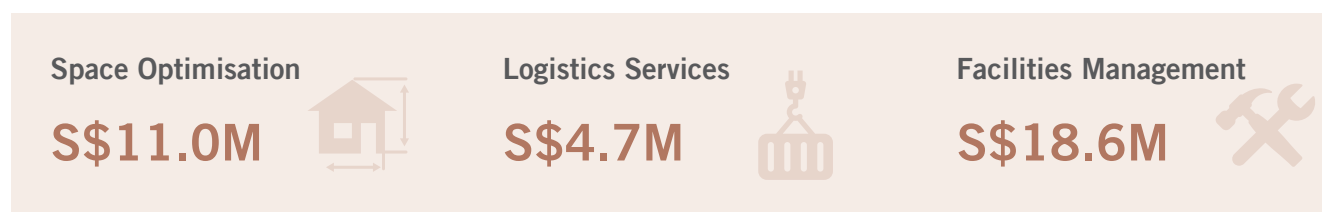
**S\$55.4M**

The reconciliation of segment revenue from Pre-IFRS 16 basis to Post-IFRS 16 basis is as follows.

Revenue	FY2021			FY2020		
	Pre-IFRS 16	Effects of IFRS 16	Post-IFRS 16	Pre-IFRS 16	Effects of IFRS 16	Post-IFRS 16
The Group	S\$'000	S\$'000	S\$'000	S\$'000	S\$'000	S\$'000
Industrial	30,492	(12,829)	17,663	38,314	(11,428)	26,886
Commercial	11,921	(4,186)	7,735	17,577	(1,971)	15,606
Residential						
- Co-living (Singapore)	15,237	(4,248)	10,989	13,699	(4,476)	9,223
- 85 SOHO (Overseas)	1,967	-	1,967	1,644	-	1,644
- Dormitory set up & retrofit	42	-	42	16,118	-	16,118
	17,246	(4,248)	12,998	31,461	(4,476)	26,985
Space Optimisation	59,659	(21,263)	38,396	87,352	(17,875)	69,477
Logistics Services	27,162	-	27,162	25,185	-	25,185
Facilities Management	55,419	-	55,419	39,551	-	39,551
	142,240	(21,263)	120,977	152,088	(17,875)	134,213

## FINANCIAL HIGHLIGHTS

### Profit before taxation by business sector



The reconciliation of segment profit before taxation from Pre-IFRS 16 basis to Post-IFRS 16 basis is as follows.

Profit before taxation	FY2021			FY2020		
	Pre-IFRS 16	Effects of IFRS 16	Post-IFRS 16	Pre-IFRS 16	Effects of IFRS 16	Post-IFRS 16
The Group	S\$'000	S\$'000	S\$'000	S\$'000	S\$'000	S\$'000
Industrial	8,037	2,871	10,908	(1,934)	14	(1,920)
Commercial	315	(1,253)	(938)	(59)	3,235	3,176
Residential						
- Co-living (Singapore)	4,463	(2,098)	2,365	3,453	(2,555)	898
- 85 SOHO (Overseas)	(1,263)	(35)	(1,298)	1,071	(26)	1,045
- Dormitory set up & retrofit	(80)	-	(80)	5,507	-	5,507
	3,120	(2,133)	987	10,031	(2,581)	7,450
Space Optimisation	11,472	(515)	10,957	8,038	668	8,706
Logistics Services	4,791	(75)	4,716	4,097	(132)	3,965
Facilities Management	19,147	(510)	18,637	10,145	(83)	10,062
Corporate	(52)	-	(52)	6,587	-	6,587
	35,358	(1,100)	34,258	28,867	453	29,320

## FIVE-YEAR FINANCIAL SUMMARY

	FY2017 (S\$'000)	FY2018 (S\$'000)	FY2019 (S\$'000)	FY2020 (S\$'000)	FY2021 (S\$'000)
<b>GROSS PROFIT</b>	25,751	28,890	27,414	63,643	66,551
<b>PROFIT BEFORE INCOME TAX</b>	3,144	6,206	8,926	29,320	34,258
<b>PROFIT ATTRIBUTABLE TO EQUITY HOLDERS</b>	2,312	5,407	8,186	24,144	28,063
<b>EQUITY ATTRIBUTABLE TO OWNERS OF THE COMPANY</b>	70,609	87,534	95,343	121,641	145,726
<b>NON CURRENT ASSETS</b>	77,916	89,226	136,237	234,871	286,269
<b>CURRENT ASSETS</b>	46,400	58,925	50,707	108,877	100,539
<b>CURRENT LIABILITIES</b>	33,133	39,744	43,796	94,183	89,714
<b>NON CURRENT LIABILITIES</b>	20,241	19,901	46,268	125,985	148,811
<b>CASH AND CASH EQUIVALENTS</b>	14,885	20,667	21,300	39,127	36,801
<b>FINANCIAL RATIOS</b>					
<b>NET ASSET VALUE PER SHARE (SINGAPORE CENTS)</b>	19.59 <sup>(1)</sup>	21.75 <sup>(1)</sup>	23.69 <sup>(1)</sup>	30.23 <sup>(1)</sup>	35.63 <sup>(1)</sup>
<b>EARNINGS PER SHARE (SINGAPORE CENTS)</b>	0.64 <sup>(2)</sup>	1.38 <sup>(2)</sup>	2.03 <sup>(2)</sup>	6.00 <sup>(2)</sup>	6.94 <sup>(2)</sup>

(1) The net asset value per ordinary share for the financial years ended 30 September 2017, 30 September 2018, 30 September 2019, 30 September 2020 and 30 September 2021 was computed based on the number of ordinary shares in issue of 360,445,000; 402,445,000; 402,445,000; 402,445,000 and 408,945,000 respectively.

(2) The earnings per ordinary share for the financial years ended 30 September 2017, 30 September 2018, 30 September 2019, 30 September 2020 and 30 September 2021 was computed based on the weighted average number of ordinary shares in issue of 360,314,000; 392,204,000; 402,445,000; 402,445,000 and 404,208,000 respectively.

## OPERATIONS & FINANCIAL REVIEW

### BUSINESS REVIEW

In FY2021, the Space Optimisation Business had renewed a total of seven master leases, comprising five industrial properties' master leases, one commercial property master lease and one residential property master lease. Furthermore, its mixed-use development supporting commercial spaces, co-living residential apartments and recreational facilities at 1557 Keppel Road had completed renovation and became fully operational in the third quarter of FY2021. Operations has also commenced at its joint venture properties in Singapore at 5 Toa Payoh and 202 Kallang Bahru in the first half and second half of FY2021 respectively. The former offers storage of cars, spare parts, vehicle inspection (without servicing and repair activities) and ancillary office while the latter offers Work+Store self-storage facilities.

To further expand its offerings under the Space Optimisation Business, the Group (together with its joint venture companies) had acquired a few properties in Singapore in FY2021, namely at 320 Balestier Road, 40 and 42 Amber Road (joint venture property), 75 Beach Road and 115 Geylang Road. These properties will be operated as co-living spaces upon the completion of renovation expected to be between the second and third quarters of the financial year ending 30 September 2022 ("FY2022").

The Facilities Management Business which primarily provides integrated facilities management services, carpark management services and dormitory management services, continues to perform better, driven by (i) the expansion of the carpark business arising from the joint venture acquisition of Bukit Timah Shopping Centre carpark which was completed in December 2020 and the commencement of operations of 33 new carparks in January 2021 awarded by JTC Corporation; and (ii) an increase in facilities management services amid the COVID-19 pandemic.

Our Logistics Services Business which provides transportation services and container depot services continues to grow in FY2021.

### INDUSTRY OVERVIEW

#### **SPACE OPTIMISATION BUSINESS**

According to JTC Market Report for the industrial property market (3Q2021)<sup>1</sup>, the occupancy rate of the overall industrial property market stood at 90.1%. This remained unchanged compared to the previous quarter but is 0.5 percentage points higher compared to the previous year. In line with the broad recovery of the economy, prices and rentals have continued to rebound. In the third quarter of 2021, price and the rental indices of all industrial space rose by 0.1% and 0.7% respectively as compared to the previous quarter, and 3.9% and 1.9% respectively compared to the previous year.

Moving over to the residential leasing market, Savills Research<sup>2</sup> reported that following two consecutive quarters of rental growth, private home rents continued to trend up in the second quarter of 2021. The URA rental index for all private residential properties recorded a strong 2.9% quarter-on-quarter increase. An increasing demand from young single locals who wish to break free from their parents' home to enjoy greater privacy and independence to work-from-home are also spurring leasing demand for both co-living, single independent unit rooms and small format apartments.

#### **LOGISTICS SERVICES BUSINESS**

Based on the Singapore Economic Development Board monthly manufacturing performance for September 2021, the manufacturing output of chemicals grew 12.4% year-on-year in September 2021<sup>3</sup>. The Group's trucking business is expected to remain stable in FY2022, attributable to the Group's competitive pricing, on-time delivery and good relationships with our customers.

According to S&P Global Platts<sup>4</sup>, Singapore's container throughput was up 3.4% in the first nine months of 2021 from a year earlier and 2.4% higher compared with the same period of 2019 to just over 28 million twenty-foot equivalent units. However, in September 2021, container throughput was down 2.8% year-on-year which may be due to shipment and logistics bottlenecks with transshipment containers spending more time at Singapore

port before being loaded on ships. In Thailand, overall imports grew 26.2% year-on-year by value in the first six months of 2021, while exports grew 15.5% to US\$132 billion<sup>5</sup>. Nevertheless, the Group's container depot business is expected to remain cautious in view of the business uncertainties brought about by the COVID-19 pandemic.

### **BUSINESS OUTLOOK**

As the world progressively recovers from the COVID-19 pandemic, the Group anticipates certain headwinds in the path to full recovery. The recent disruption to the global supply chain including higher construction cost, construction delays as well as rising electricity and operating costs and an uncertain interest rate environment may cause operating costs to increase for the Group's business.

Given the uncertain economic conditions ahead, the Group will exercise caution in implementing our growth strategy and be more selective in our investments target while striving to deliver our space at a competitive price to our customers.

For the Space Optimisation Business in FY2022, the Group intends to fully operationalize the 4 co-living properties acquired in FY2021 and the 471 Balestier co-living hotel property acquired in the first quarter of FY2022. The Group also expects a full year of revenue contribution from its 2 newly acquired industrial joint venture properties; namely at 202 Kallang Bahru and 55 Tuas South Avenue 1.

For the Facilities Management Business, the Group will continue to seek more external facilities management contracts by providing integrated facilities management services covering estate and building management, repair, maintenance and cleaning, landscaping, pest control and fumigation of buildings and offices to its customers. In addition, the Group plans to build up its market share in the carpark business by offering smart parking solutions to optimise space utilisation.

For the Logistics Services Business, the Group will continue to look for more opportunities to grow its transportation fleet, container depot network and expand its logistics customer base in Singapore, Malaysia and in the ASEAN region.

On 24 November 2021, the Company announced that it is exploring the possibility to spin-off its Logistics Services Business via a proposed listing on Catalist of the SGX-ST and submissions to SGX-ST and SEHK have been made. As announced on 15 December 2021, the SGX-ST had on 14 December 2021 advised that it has no objection to the proposed spin-off subject to certain conditions while the SEHK is still considering the Company's application pursuant to Practice Note 15 of the Listing Rules of the SEHK. No formal listing application has been submitted to any relevant regulatory authorities in Singapore. The Company will announce any material developments on the proposed spin-off and proposed listing of the Logistics Services Business as and when appropriate.

# OPERATIONS & FINANCIAL REVIEW

## FINANCIAL REVIEW

	FY2021 (S\$'000)	FY2020 (S\$'000)	VARIANCE	
			(S\$'000)	(%)
Industrial Properties	17,663	26,886	(9,223)	(34.3)
Commercial Properties	7,735	15,606	(7,871)	(50.4)
Residential Properties				
- Co-living (Singapore)	10,989	9,223	1,766	19.1
- 85 SOHO (Overseas)	1,967	1,644	323	19.6
- Dormitory set up & retrofit	42	16,118	(16,076)	(99.7)
	12,998	26,985	(13,987)	(51.8)
<b>Space Optimisation Business</b>	<b>38,396</b>	<b>69,477</b>	<b>(31,081)</b>	<b>(44.7)</b>
<b>Facilities Management Business</b>	<b>55,419</b>	<b>39,551</b>	<b>15,868</b>	<b>40.1</b>
<b>Logistics Services Business</b>	<b>27,162</b>	<b>25,185</b>	<b>1,977</b>	<b>7.8</b>
<b>Total</b>	<b>120,977</b>	<b>134,213</b>	<b>(13,236)</b>	<b>(9.9)</b>

### REVENUE

The Group's revenue decreased by approximately S\$13.2 million or 9.9% from approximately S\$134.2 million in FY2020 to approximately S\$121.0 million in FY2021 primarily due to the decrease in revenue from the Space Optimisation Business which was partially offset by the increase in revenue from the Facilities Management Business and Logistics Services Business.

### (A) SPACE OPTIMISATION BUSINESS

#### INDUSTRIAL PROPERTIES

Revenue derived from Industrial Properties decreased by approximately S\$9.2 million or 34.3% from approximately S\$26.8 million in FY2020 to approximately S\$17.6 million in FY2021 mainly due to (i) decrease in revenue from subleases as a result of the expiry of four master leases between the second to fourth quarters of FY2020; and (ii) more derecognition of revenue from subleases classified as finance lease pursuant to IFRS 16.



## COMMERCIAL PROPERTIES

Revenue derived from Commercial Properties decreased by approximately S\$7.9 million or 50.4% from approximately S\$15.6 million in FY2020 to approximately S\$7.7 million in FY2021 mainly due to (i) decrease in revenue from subleases as a result of the expiry of three master leases during FY2021; (ii) renewal of subleases at lower rates; (iii) decrease in revenue from 1557 Keppel Road Singapore as the property had undergone progressive renovations from the second quarter of FY2020 to the third quarter of FY2021; and (iv) more derecognition of revenue from subleases classified as finance lease pursuant to IFRS 16.

## RESIDENTIAL PROPERTIES

Revenue derived from Residential Properties decreased by approximately S\$14.0 million or 51.8% from approximately S\$27.0 million in FY2020 to approximately S\$13.0 million in FY2021 mainly due to the absence of a non-recurring revenue of approximately S\$16.1 million from the setup and retrofitting of the dormitory business in the second half of FY2020. This was partially offset by an increase in revenue of approximately S\$1.8 million from our co-living business in Singapore and S\$0.3 million from our overseas Residential Properties.

The increase in revenue from our co-living business in Singapore arose mainly from (i) the commencement of operations of the new co-living space at 1557 Keppel Road which started generating revenue from the third quarter of FY2021 after completion of progressive renovations; and (ii) our master lease at 1A Lutheran Road which started generating revenue from the second quarter of FY2020.

For the overseas Residential Properties, the increase in revenue was mainly due to the commencement of operations of the new serviced residence in Cambodia which started generating revenue from the first quarter of FY2021 but was partially offset by the decrease in revenue from our serviced residence in Myanmar due to lower occupancy rates.

## (B) FACILITIES MANAGEMENT BUSINESS

Revenue derived from our Facilities Management Business increased by approximately S\$15.9 million or 40.1% from approximately S\$39.5 million in FY2020 to approximately S\$55.4 million in FY2021 mainly due to (i) the increase in revenue from the management of new carparks in Singapore secured in the second quarter of FY2021; and (ii) increase in facilities management services amid the COVID-19 pandemic.

## (C) LOGISTICS SERVICES BUSINESS

Revenue derived from our Logistics Services Business increased by approximately S\$2.0 million or 7.8% from approximately S\$25.2 million in FY2020 to approximately S\$27.2 million in FY2021 mainly due to increase in transportation services provided from the trucking business.

## COST OF SALES

Cost of sales decreased by approximately S\$16.1 million or 22.9% from approximately S\$70.5 million in FY2020 to approximately S\$54.4 million in FY2021.

The decrease of approximately S\$24.7 million was mainly due to a decrease in (i) depreciation of right-of-use assets and property, plant and equipment; (ii) set up and retrofit costs which corresponded to the absence of a non-recurring revenue from the setup and retrofitting of the dormitory business in the second half of FY2020; and (iii) rental costs arising from (a) the expiry of four master leases between the second to fourth quarters of FY2020 and two master leases in FY2021; and (b) renewal of leases previously classified as short-term leases in FY2020 which have been capitalised as lease liabilities in FY2021, with partial derecognition of rental costs to other income (gains from subleases) as a result of subleases classified as finance leases pursuant to IFRS 16.

The decrease was partially offset by the increase of approximately S\$8.6 million in (i) staff costs due to increase in number of staff and upkeep and maintenance costs mainly from the Facilities Management Business that is in line with the increase in revenue; (ii) container depot management charges; and (iii) other expenses.

## OPERATIONS & FINANCIAL REVIEW

### GROSS PROFIT

In view of the above mentioned, gross profit increased by approximately S\$2.9 million from approximately S\$63.6 million in FY2020 to approximately S\$66.5 million in FY2021 mainly due to an improvement in the profitability of the Space Optimisation Business; Industrial and Residential – Singapore co-living segment, Facilities Management Business and Logistics Services Business, along with lowered cost of sales.

### OTHER INCOME

Other income decreased by approximately S\$1.5 million or 9.1% from approximately S\$17.1 million in FY2020 to approximately S\$15.6 million in FY2021 mainly due to (i) decrease in gains from subleases of approximately S\$2.3 million which were derived based on differences between the right-of-use asset derecognised and the net investment in sublease, pursuant to IFRS 16; and (ii) decrease in forfeiture of tenants' deposit of approximately S\$0.9 million. This was partially offset by higher net rental rebates received from Governments and landlords of approximately S\$1.5 million recorded under the Space Optimisation Business.

### OTHER OPERATING EXPENSES

Other operating expenses decreased by approximately S\$2.4 million or 76.2% from approximately S\$3.2 million in FY2020 to approximately S\$0.8 million in FY2021 mainly due to (i) decrease in impairment losses on receivables of approximately S\$2.1 million under the Space Optimisation Business; and (ii) decrease in foreign exchange losses of approximately S\$0.5 million. This was partially offset by the loss on lease modification of approximately S\$0.4 million due to a change in the carrying amount of lease receivables.

### SELLING AND DISTRIBUTION EXPENSES

Selling and distribution expenses increased slightly by approximately S\$0.2 million or 15.1% from approximately of S\$1.4 million in FY2020 to approximately S\$1.6 million in FY2021 due to increase in marketing expenses for the Space Optimisation Business.

### ADMINISTRATIVE EXPENSES

Administrative expenses increased by approximately S\$2.2 million or 7.2% from approximately S\$30.4 million in FY2020 to approximately S\$32.6 million in FY2021 mainly due to increase in (i) staff costs of approximately S\$1.5 million in line with the increase in revenue from Facilities Management Business; and (ii) other expenses of approximately S\$1.2 million such as IT maintenance expenses, insurance fees, consultancy fees, audit fees and site related expenses with the increase in companies under our portfolio. These were partially offset by the decrease in depreciation of property, plant and equipment of approximately S\$0.5 million mainly due to depreciation of renovation being fully depreciated during FY2021 at certain sites under the Space Optimisation Business.

### FINANCE COST

Finance cost decreased slightly by approximately S\$0.3 million or 5.1% from approximately S\$5.1 million in FY2020 to approximately S\$4.8 million in FY2021 mainly due to decrease in interest expenses on lease liabilities of approximately S\$0.6 million. This was partially offset by increase in interest expenses of approximately S\$0.3 million due to the increase in bank borrowings.

### SHARE OF RESULTS OF ASSOCIATES AND JOINT VENTURES

Share of results of associates and joint ventures increased by approximately S\$3.1 million from approximately S\$0.5 million in FY2020 to approximately S\$3.6 million in FY2021 mainly due to a net fair value loss on investment properties of approximately S\$1.3 million in FY2020 as compared to a net fair value gain on investment properties of approximately S\$1.8 million in FY2021.

### **FAIR VALUE LOSS ON INVESTMENT PROPERTIES**

Fair value loss on investment properties decreased by approximately S\$0.2 million or 1.8% from approximately S\$11.8 million in FY2020 to approximately S\$11.6 million in FY2021 mainly due to lower fair value loss on investment properties.

### **PROFIT BEFORE INCOME TAX**

As a result of the aforementioned, the Group's profit before income tax increased by approximately S\$4.9 million or 16.8% from approximately S\$29.3 million in FY2020 to approximately S\$34.2 million in FY2021.

### **INCOME TAX EXPENSE**

Income tax expenses increased by approximately S\$0.8 million or 16.6% from approximately S\$4.6 million in FY2020 to approximately S\$5.4 million in FY2021 mainly due to higher taxable profit.

### **PROFIT FOR THE YEAR**

As a result of the above, the Group's net profit increased by approximately S\$4.2 million or 16.9% from approximately S\$24.7 million in FY2020 to approximately S\$28.9 million in FY2021.

### **REVIEW OF STATEMENT OF FINANCIAL POSITION**

#### **NON-CURRENT ASSETS**

Non-current assets increased by approximately S\$51.8 million from approximately S\$234.9 million as at 30 September 2020 to approximately S\$286.7 million as at 30 September 2021 mainly due to the factors set out below.

Property, plant and equipment ("PPE") increased by approximately S\$13.8 million due to (i) additions of approximately S\$20.1 million for the acquisition of 75 Beach Road levels 3 and 4, renovation costs incurred for our new co-work co-live project in Singapore under the Space Optimisation Business and new carparks managed under the Facilities Management Business; and (ii) revaluation gains from our logistics property of approximately S\$0.9 million. This was partially offset by depreciation of PPE of approximately S\$7.1 million.

Investment properties increased by approximately S\$51.0 million mainly due to (i) purchase of properties at 320 Balestier Road, 115 Geylang Road and 75 Beach Road levels 5 and 6 for approximately S\$45.1 million; and (ii) net additions to investment properties (right-of-use) of approximately S\$5.4 million mainly from the Industrial Properties; (iii) reclassification of approximately S\$12.0 million from right-of-use assets; and (iv) foreign currency translation gain of approximately S\$0.1 million. These were partially offset by fair value loss of approximately S\$11.6 million.

Right-of-use assets decreased by approximately S\$4.6 million mainly due to (i) depreciation of right-of-use assets of approximately S\$11.7 million; and (ii) reclassification of approximately S\$12.0 million to investment properties (right-of-use). This was partially offset by net additions of approximately S\$19.1 million mainly from new carparks managed under the Facilities Management Business.

Investment in associates and joint ventures increased by approximately S\$3.5 million mainly arising from the share of profit of associates and joint ventures recognised in FY2021 of approximately S\$3.6 million and share capital injection of S\$0.5 million. This was partially offset by dividends received from an associated company of approximately S\$0.6 million.

Lease receivables decreased by approximately S\$12.3 million mainly due to receipts in FY2021.

#### **CURRENT ASSETS**

Current assets decreased by approximately S\$8.3 million from approximately S\$108.8 million as at 30 September 2020 to approximately S\$100.5 million as at 30 September 2021 mainly due to the factors set out below.

## OPERATIONS & FINANCIAL REVIEW

Trade and other receivables decreased by approximately S\$11.6 million mainly due to decrease in trade receivables of approximately S\$20.9 million mainly due to the receipt of payment from our dormitory business. This was partially offset by (i) increase in other receivables of approximately S\$7.5 million which was largely due to payment of deposit and goods and services tax for the purchase of property at 55 Tuas South Avenue 1, Singapore; and (ii) decrease in allowance for impairment of trade receivables of approximately S\$1.8 million.

Grant receivables relating to job support scheme receivable from the Singapore Government decreased by approximately S\$1.1 million due to payouts received.

Loans to associates and joint ventures increased by approximately S\$4.2 million are mainly for the partial payment of acquisition of a residential property in Singapore under Coliwoo East Pte. Ltd. and carpark property in Singapore under Metropolitan Parking (BTSC) Pte. Ltd..

Prepayments decreased by approximately S\$0.4 million mainly due to lower prepaid rental expenses as at 30 September 2021.

Lease receivables increased by approximately S\$2.9 million due to recognition of receivables from new subleases.

Cash and bank balances and fixed deposits decreased by approximately S\$2.3 million.

### NON-CURRENT LIABILITIES

Non-current liabilities increased by approximately S\$22.8 million from approximately S\$126.0 million as at 30 September 2020 to approximately S\$148.8 million as at 30 September 2021 mainly due to the factors set out below.

Bank borrowings increased by approximately S\$33.8 million mainly for the purchase of properties at 320 Balestier Road, 75 Beach Road and 115 Geylang Road and renovation for the Group's co-work co-live project in Singapore.

Lease liabilities decreased by approximately S\$11.5 million mainly due to repayments in FY2021.

Provisions increased by approximately S\$0.5 million mainly due to reclassification of provision of reinstatement cost from current liabilities to non-current liabilities of approximately S\$0.5 million due to the renewal of our master leases.

### CURRENT LIABILITIES

Current liabilities decreased by approximately S\$4.5 million from approximately S\$94.2 million as at 30 September 2020 to approximately S\$89.7 million as at 30 September 2021 mainly due to the factors set out below.

Trade and other payables decreased by approximately S\$8.3 million largely due to decrease in trade payables of approximately S\$8.9 million relating to the dormitory business and payment to suppliers. This was partially offset by increase in other payables of approximately S\$0.6 million.

Provisions decreased by approximately S\$1.0 million mainly due to (i) reclassification of provision of reinstatement cost from current liabilities to non-current liabilities as mentioned above; and (ii) utilisation of provision of reinstatement cost of approximately S\$0.5 million.

Bank borrowings increased by approximately S\$0.8 million mainly for the purchase of properties at 320 Balestier Road, 75 Beach Road and 115 Geylang Road.

Lease liabilities increased by approximately S\$4.5 million mainly due to recognition of liabilities payable to landlords for lease arrangements relating to Industrial Properties under the Space Optimisation Business and new carparks managed under our Facilities Management Business.

Current tax payable increased by approximately S\$0.4 million mainly due to income tax provision for FY2021.

### REVIEW OF STATEMENT OF CASH FLOWS

In FY2021, the Group recorded net cash generated from operating activities of approximately S\$56.9 million, which was a result of operating profit before changes in working capital of approximately S\$60.4 million, decrease

in trade and other receivables of approximately S\$12.0 million and decrease in trade and other payables of approximately S\$10.7 million, adjusted for net income tax paid of approximately S\$4.8 million.

Net cash used in investing activities amounted to approximately S\$44.1 million, which was mainly due to (i) additions to PPE of approximately S\$20.0 million for the acquisition of 75 Beach Road level 3 and 4, renovation for our new co-work co-live project in Singapore and new carparks managed in Singapore; (ii) additions to investment properties of approximately S\$42.4 million for the purchase of property at 320 Balestier Road, 115 Geylang Road and 75 Beach Road level 5 and 6; and (iii) loans to joint ventures and associates of approximately S\$4.0 million mainly for the partial payment of acquisition of a residential property and a carpark property in Singapore. These were partially offset by (i) receipts from lease receivables of approximately S\$20.2 million; (ii) interest received from lease receivables of approximately S\$1.1 million; (iii) dividend received from associate of approximately S\$0.6 million; and (iv) proceeds from disposals of PPE of approximately S\$0.4 million.

Net cash used in financing activities amounted to approximately S\$15.1 million, which were due to (i) repayment of bank borrowings of approximately S\$14.4 million; (ii) repayment of lease liabilities of approximately S\$39.9 million; (iii) interest expenses on bank borrowings and lease liabilities paid of approximately S\$4.8 million; and (iv) dividend paid to shareholders of approximately S\$7.0 million. These were partially offset by (i) proceeds from bank borrowings of approximately S\$49.0 million for the purchase of property at 320 Balestier Road, 115 Geylang Road, 75 Beach Road and renovation costs for our co-work co-live project in Singapore; and (ii) proceeds from issuance of share of approximately S\$2.1 million.

As a result of the above, cash and cash equivalents decreased by approximately S\$2.3 million, amounting to approximately S\$36.8 million as at 30 September 2021.

## **LIQUIDITY AND FINANCIAL RESOURCES**

During FY2021, the Group financed its operations primarily through a combination of cash flow generated from our operations, bank borrowings, finance leases and placement proceeds from the issuance of the Company's shares on 24 June 2021.

The Group primarily obtained bank borrowings to finance its acquisition of properties and logistics equipment. The Group also had revolving loans for its short-term finance needs. The Group's borrowings as at 30 September 2021 were denominated in Singapore dollars, United States dollars and Renminbi with interest charged on these borrowings ranging from 1.40% to 6.00% per annum. As at 30 September 2021, the Group had outstanding bank borrowings of S\$101.4 million. These borrowings were secured by (i) legal mortgage of properties at 72 Eunos Avenue 7, 100 Eunos Avenue 7, 71 Lorong 23 Geylang, 7 Gul Avenue, 75 Beach Road, 320 Balestier Road, 115 Geylang Road in Singapore and Axis Residences in Cambodia; (ii) corporate guarantees provided by the Group; (iii) assignment of rental proceeds of the mortgaged properties; and (iv) personal guarantees provided by the directors and shareholders of certain non-wholly owned subsidiaries of the Company, who are not controlling shareholders of the Company, where applicable.

As at 30 September 2021, cash and cash equivalents held by the Group were mainly cash in the banks and on hand denominated in Singapore dollars ("S\$" or "SGD"), Hong Kong dollars ("HK\$" or "HKD"), Indonesian rupiah ("IDR"), Renminbi ("RMB") and Thai baht ("THB") and deposits denominated in Singapore dollars that are readily convertible into cash.

## **GEARING RATIO**

Gearing ratio is equal to interest-bearing debt divided by total capital and multiplied by 100%. Total capital is calculated as interest-bearing debt plus total equity. Gearing ratio of the Group as at 30 September 2021 was 56.6%, a slight decrease from 57.3% as at 30 September 2020.

## OPERATIONS & FINANCIAL REVIEW

### LEASE LIABILITIES

Since 1 October 2019, the Group has adopted IFRS 16 “Leases” (“IFRS 16”) without restating comparatives as permitted under the standard. Under the new standard, an asset (the right to use the leased item) and a financial liability to pay rental are recognised. The only exceptions are short-term and low-value leases.

As at 30 September 2021, the Group had lease liabilities of S\$92.3 million in respect of the Group’s leased properties, plant and machinery, logistics equipment and motor vehicles. Certain lease liabilities of the Group are secured by the underlying assets of certain plant and machinery, logistics equipment and motor vehicles, personal guarantees provided by the Subsidiaries Directors and corporate guarantees provided by the Group.

### CAPITAL COMMITMENT

The Group’s capital commitments mainly relate to acquisition of logistics equipment and additions to investment property for an amount of S\$2.9 million as at 30 September 2021.

### CAPITAL EXPENDITURE

During FY2021, the Group’s capital expenditure consists of additions to property, plant and equipment and investment properties amounting to approximately S\$66.8 million for the purchase of properties at 320 Balestier Road, 75 Beach Road and 115 Geylang Road and renovation costs for the Space Optimisation Business and purchase of logistics and carpark equipment (FY2020: approximately S\$27.7 million).

### CONTINGENT LIABILITIES

As at 30 September 2021, the Group did not have any material contingent liabilities.

### MATERIAL ACQUISITIONS AND DISPOSALS OF SUBSIDIARIES, ASSOCIATES AND JOINT VENTURES

On 26 November 2020, the Company’s indirect wholly-owned subsidiary and its joint venture partner had established a joint venture, Coliwoo East Pte. Ltd., to acquire the property located at 40 and 42 Amber Road, Singapore. For more information, please refer to the announcements of the Company dated 26 November 2020, 24 March 2021 and 9 June 2021.

On 23 September 2021, the Company’s indirect wholly-owned subsidiary and a joint venture of the Group had established a new joint venture, 471 Balestier Pte. Ltd., to acquire the property located at 471/A/B/C Balestier Road and 473/A/B/C Balestier Road, Singapore. For more information, please refer to the announcements of the Company dated 23 September 2021 and 5 November 2021.

Save as disclosed in this report, there was no material acquisition and disposal of subsidiaries, associates and joint ventures for FY2021.

### GUARANTEE PERFORMANCE IN RELATION TO THE ACQUISITIONS

The Group did not enter into any acquisition, which is required to be disclosed under the Rules Governing the Listing of Securities on the SEHK (the “HK Listing Rules”), that the party in contract required to commit or guarantee on the financial performance in any kind for FY2021.

### SIGNIFICANT INVESTMENT

Except for investments in subsidiaries, associates and joint ventures, the Group did not hold any significant investment in equity interest in any other company for FY2021.

**OFF-BALANCE SHEET ARRANGEMENTS**

For FY2021, the Group did not have any off-balance sheet arrangements.

**SECURITIES INVESTMENTS**

The Group did not have any securities investment in any investee company with a value of 5% or more of the total assets of the Group as at 30 September 2021, which is required to be disclosed under the HK Listing Rules.

**FUTURE PLANS FOR MATERIAL INVESTMENT AND CAPITAL ASSETS**

Save as disclosed in the prospectus of the Company dated 15 December 2017 and this report, the Group did not have any plans for material investment and capital assets as at 30 September 2021. The Company will make further announcements in accordance with HK Listing Rules and Catalist Rules, where applicable, if any investments and acquisition opportunities materialise.

**EXPOSURE TO FLUCTUATIONS IN EXCHANGE RATES**

The Group mainly operates in Singapore, Indonesia, Thailand, Myanmar, Malaysia, Hong Kong and Cambodia during FY2021. Currency exposure arises within entities of the Group when transactions are mainly denominated in foreign currencies such as United States dollars (“USD”), IDR, HK\$, THB and MYR. In addition, the Group is exposed to currency translation risk upon translation of the net assets in foreign operations into the Group’s reporting currency in SGD. During FY2021, the Group recorded an exchange loss of S\$72,000.

The Group has not carried out any hedging activities against foreign exchange fluctuations.

**EMPLOYEES AND REMUNERATION POLICIES**

As at 30 September 2021, there were 567 (as at 30 September 2020: 633) employees in the Group. The remuneration to its employees includes salaries and allowances, which is determined based on their performance, experience and prevailing industry practices. The compensation policies and packages are reviewed on a regular basis.

**SIGNIFICANT EVENT AFTER THE REPORTING PERIOD**

Saved as disclosed in this report, there was no significant event relevant to the business or financial performance of the Group that has come to the attention of the Directors after FY2021.

- 
1. <https://stats.jtc.gov.sg/content/static/Documents/JTC%20Quarterly%20Market%20Report%20for%203Q2021.pdf>
  2. <https://pdf.savills.asia/pacific-research/singapore-research/singapore-residential/singapore-residential-leasing-briefing-2021-q2.pdf>
  3. [https://www.edb.gov.sg/content/dam/edb-en/about-edb/media-releases/manufacturing-statistics/Monthly\\_Manufacturing\\_Activities/monthly-manufacturing-performance-september-2021-Final.pdf](https://www.edb.gov.sg/content/dam/edb-en/about-edb/media-releases/manufacturing-statistics/Monthly_Manufacturing_Activities/monthly-manufacturing-performance-september-2021-Final.pdf)
  4. <https://www.spglobal.com/platts/en/market-insights/latest-news/shipping/102121-singapore-container-throughput-up-34-in-jan-sept-down-28-in-sept-amid-delays>
  5. <https://www.bangkokpost.com/business/2172515/hutchison-ports-records-10-increase-in-cargo-volumes>

## CORPORATE SOCIAL RESPONSIBILITY



*Solar panels on the rooftop of 202 Kallang Bahru*

### 1. SUSTAINABILITY POLICIES AND OBJECTIVES

Our approach to sustainability is to embed sustainable practices in the Group's everyday operations and align sustainability goals with the Group's overall strategic direction. Over the years, the Group remain committed to conduct business operations in an ethical and responsible manner and have implemented several initiatives to improve energy efficiency across our business segments. The Group continues to expand its renewable energy generation capacity through solar panel installations at 202 Kallang Bahru and install more EV charging stations across our properties.

### 2. COMMITMENT TO OUR SHAREHOLDERS

We are committed to uphold sound corporate governance in accordance to the SGX and HK Listing Rules guidelines. With effect from 29 December 2017, we have adopted the code provisions of the HK Corporate Governance Code as part of the Company's corporate governance policy, which are in addition to the SG Corporate Governance Code that the Company has to comply with. We will continue to keep shareholders

informed of the Group's financial performance and latest corporate developments through timely and accurate announcements to the investment community and media. We provide public access to information about our Group via the following platforms:

- SGX-ST's SGXNET, SEHK's HKEXnews and our website ([www.lhngroup.com](http://www.lhngroup.com)). All our corporate announcements, press releases, presentation slides and annual reports are available simultaneously via these channels;
- A dedicated investor relations (IR) section within our corporate website;
- Staying connected with our investors and the media through our IR email: [enquiry@lhngroup.com.sg](mailto:enquiry@lhngroup.com.sg); and
- Our IR website also allows the public to subscribe and receive alerts whenever an announcement is posted on the website.



### 3. COMMITMENT TO OUR CUSTOMERS, TENANTS AND LANDLORDS

Committing to our vision “Create Productive Environments”, we, as the Space Optimisation experts, shall, in our best ability provide value added integrated space solutions. We shall also strive to continually develop new innovative space concepts that cater to the changing needs of today’s businesses and entrepreneurs, continuously differentiate ourselves to stay ahead of the fast-evolving business environments while supporting government initiatives. We seek to enhance the value of the properties we own and manage, not only by increasing the net lettable area but also constantly bringing new thematic space concepts to the properties which are beneficial to our landlords and caters to market demand. In addition, our tenants also get to enjoy occupying a conducive, comfortable and clean work environment that we have created for them. Our Facilities Management Business provides property related services to our properties and our customers. We believe the suite of services within our Facilities Management Business provides synergy to complement each other, and also strengthens our services provided for our customers in the Space Optimisation Business as we stay competitive in the current and ever evolving market.

### 4. OUR COMMITMENT TO EMPLOYEES

The global pandemic has impacted the Company and individuals in one way or another. We focus less on how the crisis unfolded but more on how the Company has responded to it. Re-strategisation is crucial during this period in order to better position ourselves and to stay competitive. At the same time, we re-established our commitment by giving clear direction with transparency in our decision-making process and communications which will help us to build credible trust and confidence with our employees.

### 4.1. STAFF TRAINING

In today’s new normal, we focus on adaptation to changes and paradigm shift. It is important for the employees to keep abreast of the new development and to understand the market sentiments so as to stay current and challenged. Technology and workplace digitalisation are key for business sustainability and growth. We are committed to invest in developing the skills and expand the horizons of our employee which will yield returns in productivity and work efficiency to achieve our common goals.

### 4.2. OCCUPATIONAL SAFETY AND HEALTH

It is our top priority to ensure that occupational safety and health are not compromised at any point in time. More so during the pandemic period where stringent requirements and regulations are adhered to. We have put in conscientious effort to promote workplace safety programme and educate our employees in the safety requirements and regulations. We create a high level of awareness and perform risk assessment with safety measures put in place.

### 4.3. EMPLOYEE WELFARE

It is evident that an engaged workforce benefits in many ways for example high morale, increase in efficiency, enhance wellbeing, mental wellness and more. With the adoption of Work-from-Home approach and flexible work schedule, we aim to sustaining a workplace environment that promotes wellbeing. We have introduced a suite of impactful health and mental wellness webinars on COVID-19 Vaccine Awareness, Pain Management, Self-Care During Stressful Times and also Health Screening Programme for employees to know their health status and better manage the health conditions.

## CORPORATE SOCIAL RESPONSIBILITY



*LHN Group's staff volunteering at Food From The Heart*

### 5. COMMITMENT TO OUR COMMUNITY

We are committed to creating a sense of community by bringing people together and working towards a single cause. We have partnered with Food From the Heart organisation and participated in the volunteer work in August 2021 to make this National Day more meaningful. To spread the joy of LHN Group's 30th Anniversary to a larger crowd, the Company has sponsored food items for families in need and has launched a donation drive initiative. The purpose is to raise awareness of local needs and encourage unity. We volunteered our time to support a cause and it gives us a sense of purpose in life. The fulfilling feeling of giving back and contributing to society is unparalleled.

### 6. COMMITMENT TO OUR ENVIRONMENT

Implementing environmentally friendly practices is one of the key success factors in today's business activities. Over the years, the Group has implemented several initiatives to improve energy efficiency across our business segments, such as the use of energy saving light bulbs and tubes integrated with motion sensors and timer switches to reduce electricity wastage under the Space Optimisation Business. Our Facilities Management

Services business, which provides integrated facilities management services for our properties and tenants, uses only environmentally friendly chemicals and cleaning agents and our taps are all installed with water saving devices to prevent wastage. As we expand our Logistics Services Business, all new prime movers must satisfy Euro 5 and 6 Standards to ensure optimal fuel efficiency and low emissions. These prime movers also emit cleaner emissions through the reduction of particulate matter and nitrogen oxides.

The Group is also proud to share that we have embarked on our journey towards renewable energy. We have installed solar panels on several buildings including low tension and high tension buildings so as to reduce the energy consume from the power grid and the environmental impact. EV charging stations and smart energy management systems are gradually installed across our properties to reduce carbon footprints. We have also placed recycling bins in the office to allow proper segregation of office waste. This environmental consciousness is also applied throughout our operations, at our properties. Our staff are being exposed to environment awareness and taught to avoid printing as much as possible. All waste papers are shredded and sent to recycling centres and we only purchase paper from environmentally friendly sources. Our collaterals are printed on Forest Stewardship Council certified paper.

## OUR ACHIEVEMENTS



### **BIZSAFE LEVEL 3 CERTIFICATE**

*Awarded to:*

- LHN Group Pte. Ltd. (“LHN Group”)
- Industrial and Commercial Facilities Management Pte. Ltd. (“ICFM”)
- HLA Container Services Pte. Ltd.

### **CLEAN MARK GOLD AWARD UNDER THE CLEAN MARK ACCREDITATION SCHEME**

(for cleaning services in the conservancy/public areas, commercial premises and food & beverage establishments sectors)

*Awarded to ICFM*

by National Environment Agency

### **BIZSAFE STAR CERTIFICATION**

- Hean Nerlog Logistics Pte. Ltd. (“HNL”)
  - LHN Parking Pte. Ltd.
- by Workplace Safety and Health Council

### **SINGAPORE QUALITY CLASS, BUSINESS EXCELLENCE**

*Awarded to LHN Limited*

by SPRING Singapore

### **ISO 9001:2015 QUALITY MANAGEMENT SYSTEM CERTIFICATE FOR FACILITIES MANAGEMENT SERVICES**

*Awarded to ICFM*

by Certification International (Singapore) Pte Ltd

### **CUSTOMER LOYALTY AWARD 2018**

*Awarded to LHN Group*

by SOCOTEC Certification Singapore Pte Ltd

### **ISO 45001:2018 OCCUPATIONAL HEALTH AND SAFETY MANAGEMENT SYSTEM CERTIFICATE FOR OCCUPATIONAL HEALTH AND SAFETY MANAGEMENT SYSTEM**

*Awarded to*

- LHN Group
- HNL

by ACS Registrars Ltd

### **SINGAPORE HEALTH AWARD**

*Merit Award*

*Awarded to LHN Group*

by Health Promotion Board

### **ISO 9001:2015 QUALITY MANAGEMENT SYSTEM CERTIFICATE FOR BULK TRANSPORTATION OF CHEMICALS AND GENERAL CARGO.**

*Awarded to HNL*

by Certification International (Singapore) Pte Ltd

## CORPORATE INFORMATION

### BOARD OF DIRECTORS

**Lim Lung Tieng**  
Executive Chairman  
Executive Director  
Group Managing Director

**Lim Bee Choo**  
Executive Director  
Group Deputy Managing Director

**Ch'ng Li-Ling**  
Lead Independent Non-executive  
Director

**Yong Chee Hiong**  
Independent Non-executive Director

**Chan Ka Leung Gary**  
Independent Non-executive Director

### AUDIT COMMITTEE

**Chan Ka Leung Gary** (Chairman)  
**Ch'ng Li-Ling**  
**Yong Chee Hiong**

### REMUNERATION COMMITTEE

**Ch'ng Li-Ling** (Chairwoman)  
**Yong Chee Hiong**  
**Chan Ka Leung Gary**

### NOMINATING COMMITTEE

**Yong Chee Hiong** (Chairman)  
**Ch'ng Li-Ling**  
**Chan Ka Leung Gary**  
**Lim Lung Tieng**

### JOINT COMPANY SECRETARIES/ COMPANY SECRETARY

**Chong Eng Wee**  
**Ng Chit Sing** (HKICS, ICSA)  
(resigned on 8 October 2021)

### REGISTERED OFFICE

10 Raeburn Park  
#02-18  
Singapore 088702  
Tel: (65) 6368 8328  
Fax: (65) 6367 2163

### PRINCIPAL PLACE OF BUSINESS IN HONG KONG

Unit 912, 9/F,  
Two Harbourfront,  
22 Tak Fung Street,  
Hung Hom, Kowloon,  
Hong Kong

### CONTINUING SPONSOR (SGX-ST) PrimePartners Corporate Finance Pte. Ltd.

16 Collyer Quay  
#10-00 Income at Raffles  
Singapore 049318

### HONG KONG LEGAL ADVISER

**Morgan, Lewis & Bockius**  
Suites 1902-09, 19th Floor  
Edinburgh Tower, The Landmark  
15 Queen's Road Central  
Hong Kong

### SINGAPORE PRINCIPAL SHARE REGISTRAR

**Boardroom Corporate & Advisory  
Services Pte. Ltd.**  
50 Raffles Place  
#32-01 Singapore Land Tower  
Singapore 048623

### HONG KONG BRANCH SHARE REGISTRAR

**Tricor Investor Services Limited**  
Level 54, Hopewell Centre  
183 Queen's Road East  
Hong Kong

### AUDITORS

**PricewaterhouseCoopers LLP**  
**Registered Public Interest Entity  
Auditor in Hong Kong**  
7 Straits View  
Marina One East Tower  
Singapore 018936  
Partner-in-charge: Lee Chian Yorn  
(since financial year 2017)

### PRINCIPAL BANKERS

**DBS Bank Ltd.**  
12 Marina Boulevard  
Marina Bay Financial Centre  
Tower 3  
Singapore 018982

**Hong Leong Finance Limited**  
16 Raffles Quay  
#01-05 Hong Leong Building  
Singapore 048581

**Malayan Banking Berhad**  
2 Battery Road  
#16-01 Maybank Tower  
Singapore 049907

**Oversea-Chinese Banking  
Corporation Limited**  
65 Chulia Street  
#09-00 OCBC Centre  
Singapore 049513

**RHB Bank Berhad**  
90 Cecil Street  
#01-00 RHB Bank Building  
Singapore 069531

**United Overseas Bank Limited**  
325 Boon Lay Place  
#02-00  
Singapore 649886

### INVESTOR RELATIONS

**LHN Limited**  
enquiry@lhngroup.com.sg

### WEBSITE

www.lhngroup.com

### STOCK CODES

Singapore: 410  
Hong Kong: 1730

## FINANCIAL CONTENTS

36	Report on Corporate Governance
80	Directors' Statement
92	Independent Auditor's Report to the Members of LHN Limited
96	Consolidated Statements of Profit or Loss and Total Comprehensive Income
97	Consolidated Statements of Financial Position
98	Statements of Financial Position
99	Consolidated Statements of Changes in Equity
100	Consolidated Statements of Cash Flows
102	Notes to the Financial Statements
180	Statistics of Shareholdings

# REPORT ON CORPORATE GOVERNANCE

## DISCLOSURE TABLE FOR ANNUAL REPORT IN COMPLIANCE TO THE CODE OF CORPORATE GOVERNANCE 2018, CATALIST RULES AND HK CORPORATE GOVERNANCE CODE

The Board of Directors (the “**Board**”) and the management (the “**Management**”) of LHN Limited (the “**Company**” and together with its subsidiaries, the “**Group**”) are committed to maintain a high degree of corporate governance and transparency for the benefit of all its stakeholders. For the financial year ended 30 September 2021 (“**FY2021**”), the Board and the Management are pleased to confirm that the Company has adhered to the principles and provisions of the Code of Corporate Governance 2018 (the “**SG Corporate Governance Code**”) where applicable, pursuant to Rule 710 of the Listing Manual Section B: Rules of Catalist (the “**Catalist Rules**”) issued by the Singapore Exchange Securities Trading Limited (“**SGX-ST**”).

This report outlines the Company’s corporate governance processes and structure that were in place during FY2021, with specific reference to the principles and provisions of the SG Corporate Governance Code. Where there is a deviation from the SG Corporate Governance Code, appropriate explanation has been provided.

The dual primary listing of the Shares on the Main Board of The Stock Exchange of Hong Kong Limited (“**SEHK**”) was completed on 29 December 2017 (the “**HK Listing Date**”). We have adopted the code provisions of the corporate governance code and corporate governance report in Appendix 14 to the HK Listing Rules (the “**HK Corporate Governance Code**”) as part of the Company’s corporate governance policy in addition to the SG Corporate Governance Code that the Company has to comply with, and the Company will comply with the more stringent requirements in the event if there was any conflict between the SG Corporate Governance Code and HK Corporate Governance Code. During FY2021, we have complied with all code provisions of the HK Corporate Governance Code except the deviation from code provision A.2.1 of the HK Corporate Governance Code.

Please refer to “Report on Corporate Governance – Principle 3 – Chairman and Chief Executive Officer (“**CEO**”)” for details of code provision A.2.1 of the HK Corporate Governance Code.

Provisions/ Principles/ Rules	Code and/or Guideline Description	Company’s Compliance or Explanation/Compliance with HK Corporate Governance Code
<b>BOARD MATTERS</b>		
<b>The Board’s Conduct of Affairs</b>		
Principle 1	The company is headed by an effective Board which is collectively responsible and works with Management for the long-term success of the company.	The Company is headed by an effective Board, which is collectively responsible and works with the Management for the long-term success of the Company. Please refer to Sections 1.1 to 1.7 below for more details and instances of the Company’s compliance with this principle.

<p>Provision 1.1</p>	<p>Directors are fiduciaries who act objectively in the best interests of the company and hold Management accountable for performance. The Board puts in place a code of conduct and ethics, sets appropriate tone-from-the-top and desired organisational culture, and ensures proper accountability within the company. Directors facing conflicts of interest recuse themselves from discussions and decisions involving the issues of conflict.</p>	<p>The Board works with Management and is collectively responsible for the long-term success of the Company, oversees the corporate policy and overall strategy for the Group. The principal roles and responsibilities of the Board, amongst others, include:</p> <ul style="list-style-type: none"> <li>(a) Oversees the overall strategic plans including sustainability and environmental issues as part of its strategic formulation, strategic human resources framework, and financial objectives of the Group;</li> <li>(b) Oversees and safeguards shareholders' interest and the Company's assets through a robust system of effective internal controls, risk management, financial reporting and compliance; and</li> <li>(c) Oversees the processes for evaluating the adequacy and effectiveness of internal controls (including financial, operational, compliance and information technology controls) and risk management systems.</li> </ul> <p>The day-to-day management, administration and operation of the Group are delegated to the Group Managing Director, Group Deputy Managing Director and the senior management of the Company. The delegated functions and work tasks are periodically reviewed. Approvals have to be obtained from the Board prior to any significant transactions entered into by these officers.</p> <p>All Directors exercise due diligence and independent judgment in dealing with the business affairs of the Group and are obliged to act in good faith and to take objective decisions in the interest of the Group.</p> <p>All Directors are required to disclose their business interests and any potential or actual conflicts of interest that they are aware of, or as soon as such conflicts become apparent. In any situation that involves a conflict of interest with the Company, Directors recuse themselves from participating in any discussion and decision on the matter.</p>
----------------------	---	--

## REPORT ON CORPORATE GOVERNANCE

<p>Provision 1.2</p>	<p>Directors understand the company's business as well as their directorship duties (including their roles as executive, non-executive and independent directors). Directors are provided with opportunities to develop and maintain their skills and knowledge at the company's expense. The induction, training and development provided to new and existing directors are disclosed in the company's annual report.</p>	<p>Newly appointed directors will be given briefings and orientation regarding the business-related matters by the Executive Directors and Management to familiarise them with the businesses and operations of the Group. Upon appointment, the Director will receive a formal letter of appointment setting out his/her duties and responsibilities and would receive an orientation kit which includes the codes of corporate governance, model code of securities transactions by directors, terms of reference(s) of the board committee(s) that he/she is appointed to and other relevant materials to enable them to discharge their duties as a director. All newly appointed Directors are also required to attend and undergo relevant induction and orientation programs, courses required under the Catalist Rules and HK Listing Rules, as well as other relevant training courses conducted by the sponsor, the legal advisor and the Company when appropriate.</p> <p>The Directors may join institutes and group associations of specific interests and attend relevant training seminars or informative talks from time to time to enable them to better discharge their duties. The Company encourages the directors to attend courses and trainings in areas of directors' duties and responsibilities, corporate governance, changes in financial reporting standards, Catalist Rules and the HK Listing Rules, insider trading, changes in the Companies Act (Chapter 50) of Singapore (the "<b>Companies Act</b>") and industry-related matters, to develop themselves professionally, at the Company's expense.</p> <p>For FY2021, in accordance with A.6.5 of the HK Corporate Governance Code, trainings, briefings and updates have been provided to all the Directors, namely Mr. Kelvin Lim, Ms. Jess Lim, Ms. Ch'ng Li-Ling, Mr. Eddie Yong and Mr. Chan Ka Leung Gary, which include:</p> <ul style="list-style-type: none"> <li>• briefings by the external auditor on changes or amendments to accounting standards at the AC meetings;</li> <li>• updates by the Company Secretary on amendments to the Companies Act and Catalist Rules from time to time; and</li> <li>• directors' training by the Hong Kong legal counsel of the Company on, among others, the amendments to the HK Listing Rules and update on the regulatory requirements for listed companies in Hong Kong.</li> </ul> <p>The Company will from time to time arrange for relevant and appropriate continuous professional training to all the Directors to develop and refresh their knowledge and skills in relation to HK Listing Rules and Catalist Rules to enable them to better discharge their duties as a Director of the Company.</p>
----------------------	--	--



<p>Provision 1.3</p>	<p>The Board decides on matters that require its approval and clearly communicates this to Management in writing. Matters requiring board approval are disclosed in the company's annual report.</p>	<p>The Board has in place an authority matrix to provide guidelines on the approval for material transactions. Matters that require the Board's approval include, amongst others, the following:</p> <ul style="list-style-type: none"> <li>• Board authorisation limits;</li> <li>• Appointment and re-election of Directors with reference to the adopted nomination policy and diversity policy, and on the recommendation of the Nomination Committee;</li> <li>• Salaries and benefits/allowances of the members of the Board, Executive Officer and Key Management Personnel (as defined herein) as recommended by the Remuneration Committee;</li> <li>• Evaluation and approval of investments, mergers and acquisitions (“<b>M&amp;A</b>”) transactions, divestments and any corporate actions;</li> <li>• Significant capital expenditure;</li> <li>• Public announcements and responses to the SGX-ST/SEHK/regulators, if any;</li> <li>• Dividend pay-out decisions with reference to the adopted dividend policy;</li> <li>• Assessing the risk of the Group and reviewing and implementing appropriate measures to manage such risks;</li> <li>• Assuming overall responsibility of corporate governance of the Group; and</li> <li>• Auditor's reports if deemed satisfactory and free of material errors after review.</li> </ul>
----------------------	--	---

## REPORT ON CORPORATE GOVERNANCE

Provision 1.4	Board committees, including Executive Committees (if any), are formed with clear written terms of reference setting out their compositions, authorities and duties, including reporting back to the Board. The names of the committee members, the terms of reference, any delegation of the Board's authority to make decisions, and a summary of each committee's activities, are disclosed in the company's annual report.	<p>Board Committees</p> <p>The Board is the highest authority of approval and specific functions of the Board are either carried out by the Board or through various committees established by the Board, namely, the Audit Committee (the “<b>AC</b>”), the Nominating Committee (the “<b>NC</b>”) and the Remuneration Committee (the “<b>RC</b>”) (collectively, the “<b>Board Committees</b>”). Each committee has the authority to examine issues relevant to their term of references and to make fair, proper and appropriate recommendations to the Board when required. The ultimate responsibility for the final decision on all matters, however, lies with the entire Board. The chairperson of each Board Committee will report to the Board on the outcome of the respective Board Committee meetings.</p> <p>The composition of the Board Committees are as follows:</p> <table border="1" data-bbox="667 801 1422 1126"> <thead> <tr> <th colspan="4">Table 1.4 – Composition of Board Committees</th> </tr> <tr> <th></th> <th>AC</th> <th>NC</th> <th>RC</th> </tr> </thead> <tbody> <tr> <td>Chairperson</td> <td>Chan Ka Leung Gary</td> <td>Yong Chee Hiong</td> <td>Ch'ng Li-Ling</td> </tr> <tr> <td>Member</td> <td>Ch'ng Li-Ling</td> <td>Ch'ng Li-Ling</td> <td>Yong Chee Hiong</td> </tr> <tr> <td>Member</td> <td>Yong Chee Hiong</td> <td>Chan Ka Leung Gary</td> <td>Chan Ka Leung Gary</td> </tr> <tr> <td>Member</td> <td>–</td> <td>Lim Lung Tieng</td> <td>–</td> </tr> </tbody> </table> <p>Information on the AC, RC, and NC, their respective terms of reference, summaries of their activities and any delegation to them by the Board of its decision-making authority can be found in the subsequent sections of this Annual Report.</p>	Table 1.4 – Composition of Board Committees					AC	NC	RC	Chairperson	Chan Ka Leung Gary	Yong Chee Hiong	Ch'ng Li-Ling	Member	Ch'ng Li-Ling	Ch'ng Li-Ling	Yong Chee Hiong	Member	Yong Chee Hiong	Chan Ka Leung Gary	Chan Ka Leung Gary	Member	–	Lim Lung Tieng	–
Table 1.4 – Composition of Board Committees																										
	AC	NC	RC																							
Chairperson	Chan Ka Leung Gary	Yong Chee Hiong	Ch'ng Li-Ling																							
Member	Ch'ng Li-Ling	Ch'ng Li-Ling	Yong Chee Hiong																							
Member	Yong Chee Hiong	Chan Ka Leung Gary	Chan Ka Leung Gary																							
Member	–	Lim Lung Tieng	–																							

Provision 1.5	<p>Directors attend and actively participate in Board and board committee meetings. The number of such meetings and each individual director's attendances at such meetings are disclosed in the company's annual report. Directors with multiple board representations ensure that sufficient time and attention are given to the affairs of each company.</p>	<p>The Board conducts scheduled meetings on a quarterly basis with active participation from majority of the Directors to consider and approve the announcements, circulars, annual and interim reports (including financial statements) and other publications of the Group, discuss business, financial and corporate governance update and interim and annual results. Additional meetings are convened as and when circumstances warrant. The Constitution of the Company (the "<b>Constitution</b>") allows Board meetings to be conducted via any form of audio or audio-visual communication. The Directors are free to discuss any information or views presented by any member of the Board and the Management.</p> <p>The Company adopts a policy which welcomes Directors to request for further explanations, briefings or informal discussions on any aspect of the Group's operations or business from the Management.</p> <p>When necessary or appropriate, members of the Board exchange views outside the formal environment of board meetings. Each Board member is expected to objectively discharge his or her duties and fiduciary responsibilities at all times in the best interests of the Company.</p> <p>The attendance record of each Director at meetings of the Board and Board Committees during FY2021 is disclosed below:</p> <table border="1" data-bbox="707 1048 1460 1536"> <thead> <tr> <th></th> <th>Board</th> <th>AC</th> <th>NC</th> <th>RC</th> <th>Annual General Meeting</th> </tr> </thead> <tbody> <tr> <td>Total number of meetings held in FY2021</td> <td>4</td> <td>3</td> <td>1</td> <td>1</td> <td>1</td> </tr> <tr> <th>Name of Director</th> <th colspan="5">Number of meetings attended in FY2021</th> </tr> <tr> <td>Lim Lung Tieng ("Kelvin Lim")</td> <td>4</td> <td>3<sup>(1)</sup></td> <td>1</td> <td>1<sup>(1)</sup></td> <td>1</td> </tr> <tr> <td>Lim Bee Choo ("Jess Lim")</td> <td>4</td> <td>3<sup>(1)</sup></td> <td>1<sup>(1)</sup></td> <td>1<sup>(1)</sup></td> <td>1</td> </tr> <tr> <td>Ch'ng Li-Ling</td> <td>4</td> <td>3</td> <td>1</td> <td>1</td> <td>1</td> </tr> <tr> <td>Yong Chee Hiong ("Eddie Yong")</td> <td>4</td> <td>3</td> <td>1</td> <td>1</td> <td>1</td> </tr> <tr> <td>Chan Ka Leung Gary</td> <td>4</td> <td>3</td> <td>1</td> <td>1</td> <td>1</td> </tr> </tbody> </table> <p><b>Note:</b></p> <p>(1) Attended as an invitee.</p> <p>Please refer to Section 4.5 below for more information on the NC's assessment of time spent and attention given by each of the Directors to the Company's affairs.</p>		Board	AC	NC	RC	Annual General Meeting	Total number of meetings held in FY2021	4	3	1	1	1	Name of Director	Number of meetings attended in FY2021					Lim Lung Tieng ("Kelvin Lim")	4	3 <sup>(1)</sup>	1	1 <sup>(1)</sup>	1	Lim Bee Choo ("Jess Lim")	4	3 <sup>(1)</sup>	1 <sup>(1)</sup>	1 <sup>(1)</sup>	1	Ch'ng Li-Ling	4	3	1	1	1	Yong Chee Hiong ("Eddie Yong")	4	3	1	1	1	Chan Ka Leung Gary	4	3	1	1	1
	Board	AC	NC	RC	Annual General Meeting																																													
Total number of meetings held in FY2021	4	3	1	1	1																																													
Name of Director	Number of meetings attended in FY2021																																																	
Lim Lung Tieng ("Kelvin Lim")	4	3 <sup>(1)</sup>	1	1 <sup>(1)</sup>	1																																													
Lim Bee Choo ("Jess Lim")	4	3 <sup>(1)</sup>	1 <sup>(1)</sup>	1 <sup>(1)</sup>	1																																													
Ch'ng Li-Ling	4	3	1	1	1																																													
Yong Chee Hiong ("Eddie Yong")	4	3	1	1	1																																													
Chan Ka Leung Gary	4	3	1	1	1																																													

## REPORT ON CORPORATE GOVERNANCE

<p>Provision 1.6</p>	<p>Management provides directors with complete, adequate and timely information prior to meetings and on an on-going basis to enable them to make informed decisions and discharge their duties and responsibilities.</p>	<p><u>Provision of information on an on-going basis</u></p> <p>The Board is responsible for providing a balanced and understandable assessment of the Group's performance, position and prospects, including interim and other price sensitive public information and reports to regulators (if required). Management provides the Board and Board Committees on a timely basis, with sufficient relevant information on the Group's financial performance and commentary of the competitive conditions of the industry in which the Group operates, in order that it may effectively discharge its duties. The Company adopts a policy which welcomes directors to request for further explanations, briefings or informal discussions on any aspect of the Group's operations or business from Management.</p> <p>In addition, the Management keeps the Board apprised of the Group's operations and performance through quarterly updates and reports as well as through informal discussions. Key management personnel who can provide additional insight onto the matters at hand would be invited to Board meetings.</p> <p><u>Provision of information prior to meetings</u></p> <p>Prior to any meetings of the Board or Board Committees, Directors are provided, where appropriate, with sufficient relevant information to enable them to be prepared for making informed decisions at the meetings. On an ongoing basis, all Board members have separate and independent access to Management should they have any queries or require additional information on the affairs of the Group.</p> <p>Before each meeting, Management would provide the Board members with the required explanatory documents relating to matters to be brought before the Board. The Management also provides the Board with quarterly updates on financial results, operational performance, business developments and other important and relevant information.</p>
----------------------	---	---

Provision 1.7	<p>Directors have separate and independent access to Management, the company secretary, and external advisers (where necessary) at the company's expense. The appointment and removal of the company secretary is a decision of the Board as a whole.</p>	<p>The Directors also have access to the Company Secretary who attends all Board and its Board Committees' meetings. The Company Secretary assists the Chairman and the Board to implement and strengthen corporate governance practices and processes. The Company Secretary also assists the Directors in the preparation of Directors' resolution, recording of minutes of meetings, the facilitation of the general meeting proceedings, the preparation and release of all SGX-ST and SEHK announcements as well as updates on the relevant changes to the Companies Act, the Companies Ordinance (Chapter 622 of the Laws of Hong Kong), the HK Listing Rules, Catalist Rules, HK Corporate Governance Code and SG Corporate Governance Code.</p> <p>The Board is given the names and contact details of the Management and the Company Secretary and external advisers, where necessary, to facilitate direct, separate and independent access to the foregoing parties. The appointment and removal of the Company Secretary is a decision subject to the approval of the Board as a whole.</p> <p>Where the Directors either individually or as a group (including as AC, NC and RC), in the furtherance of their duties, require independent professional advice, assistance is available to assist them in obtaining such advice at the Company's expense.</p>
<b>Board Composition and Guidance</b>		
Principle 2	<p>The Board has an appropriate level of independence and diversity of thought and background in its composition to enable it to make decisions in the best interests of the company.</p>	<p>The Board considers that it has an appropriate level of independence and diversity of thought and background in its composition to enable it to make decisions in the best interests of the company. Please refer to Sections 2.1 to 2.5 below for more details and instances of the Company's compliance with the principle.</p>

## REPORT ON CORPORATE GOVERNANCE

<p>Provision 2.1</p>	<p>An “independent” director is one who is independent in conduct, character and judgement, and has no relationship with the company, its related corporations, its substantial shareholders or its officers that could interfere, or be reasonably perceived to interfere, with the exercise of the director’s independent business judgement in the best interests of the company.</p>	<p>During FY2021 and up to the date of this report, the Board comprises five Directors, three of whom are non-executive and independent directors, as set out below.</p> <table border="1" data-bbox="667 465 1420 1108"> <thead> <tr> <th>Director</th> <th>Designation</th> <th>Date of Initial Appointment as a Director</th> <th>Date of Last Re-Election</th> <th>AC</th> <th>NC</th> <th>RC</th> </tr> </thead> <tbody> <tr> <td>Kelvin Lim<sup>(1)</sup></td> <td>Executive Chairman, Executive Director and Group Managing Director</td> <td>10 July 2014</td> <td>29 January 2021</td> <td>–</td> <td>Member</td> <td>–</td> </tr> <tr> <td>Jess Lim<sup>(1)(2)</sup></td> <td>Executive Director and Group Deputy Managing Director</td> <td>10 July 2014</td> <td>30 January 2020</td> <td>–</td> <td>–</td> <td>–</td> </tr> <tr> <td>Ch’ng Li-Ling<sup>(3)</sup></td> <td>Lead Independent Non-Executive Director</td> <td>10 March 2015</td> <td>30 January 2019</td> <td>Member</td> <td>Member</td> <td>Chairman</td> </tr> <tr> <td>Eddie Yong</td> <td>Independent Non-Executive Director (“INED”)</td> <td>10 March 2015</td> <td>30 January 2020</td> <td>Member</td> <td>Chairman</td> <td>Member</td> </tr> <tr> <td>Chan Ka Leung Gary</td> <td>INED</td> <td>5 June 2017</td> <td>29 January 2021</td> <td>Chairman</td> <td>Member</td> <td>Member</td> </tr> </tbody> </table> <p><b>Notes:</b></p> <p>(1) Mr. Kelvin Lim is the brother of Ms. Jess Lim, and there is no other relationship (including financial, family or other material/relevant relationship(s)) between Board members.</p> <p>(2) Ms. Jess Lim will retire pursuant to Regulation 99 of the Constitution of the Company and will be subjected to re-election as a Director at the forthcoming Annual General Meeting (“AGM”) of the Company.</p> <p>(3) Ms. Ch’ng Li-Ling will retire pursuant to Regulation 99 of the Constitution of the Company and will be subjected to re-election as a Director at the forthcoming AGM of the Company.</p> <p>As shown above, majority of the Board consists of INEDs. Accordingly, the requirement of the SG Corporate Governance Code that majority of the Board comprises Independent Directors where the Chairman is not independent, is satisfied. The Board has complied with the requirements of Rule 3.11 of the HK Listing Rules as well as Guideline 2.1 of the Code of Corporate Governance 2012 that at least one-third of the Board comprises INEDs. The Company has also met the requirements of Rule 3.10 of the HK Listing Rules relating to the appointment of at least three INEDs with at least one of them possessing appropriate professional qualifications, accounting or related financial management expertise. Mr. Chan Ka Leung Gary, the chairman of AC, possesses the appropriate professional qualification as required under Rule 3.10 of the HK Listing Rules. Please refer to “Board of Directors” for details of Mr. Chan Ka Leung Gary’s biography.</p> <p>During FY2021, there was no change in the composition of the Board. Details of the Directors’ qualifications, experiences, and relationship among members of the Board are set out on pages 12 to 13 of this Annual Report.</p> <p>Please refer to Section 4.4 below for more information on the NC’s determination of the independence for Independent Directors.</p>	Director	Designation	Date of Initial Appointment as a Director	Date of Last Re-Election	AC	NC	RC	Kelvin Lim <sup>(1)</sup>	Executive Chairman, Executive Director and Group Managing Director	10 July 2014	29 January 2021	–	Member	–	Jess Lim <sup>(1)(2)</sup>	Executive Director and Group Deputy Managing Director	10 July 2014	30 January 2020	–	–	–	Ch’ng Li-Ling <sup>(3)</sup>	Lead Independent Non-Executive Director	10 March 2015	30 January 2019	Member	Member	Chairman	Eddie Yong	Independent Non-Executive Director (“INED”)	10 March 2015	30 January 2020	Member	Chairman	Member	Chan Ka Leung Gary	INED	5 June 2017	29 January 2021	Chairman	Member	Member
Director	Designation	Date of Initial Appointment as a Director	Date of Last Re-Election	AC	NC	RC																																						
Kelvin Lim <sup>(1)</sup>	Executive Chairman, Executive Director and Group Managing Director	10 July 2014	29 January 2021	–	Member	–																																						
Jess Lim <sup>(1)(2)</sup>	Executive Director and Group Deputy Managing Director	10 July 2014	30 January 2020	–	–	–																																						
Ch’ng Li-Ling <sup>(3)</sup>	Lead Independent Non-Executive Director	10 March 2015	30 January 2019	Member	Member	Chairman																																						
Eddie Yong	Independent Non-Executive Director (“INED”)	10 March 2015	30 January 2020	Member	Chairman	Member																																						
Chan Ka Leung Gary	INED	5 June 2017	29 January 2021	Chairman	Member	Member																																						
<p>Provision 2.2</p>	<p>Independent directors make up a majority of the Board where the Chairman is not independent.</p>																																											
<p>Provision 2.3</p>	<p>Non-executive directors make up a majority of the Board.</p>																																											

Provision 2.4	<p>The Board and board committees are of an appropriate size, and comprise directors who as a group provide the appropriate balance and mix of skills, knowledge, experience, and other aspects of diversity such as gender and age, so as to avoid groupthink and foster constructive debate. The board diversity policy and progress made towards implementing the board diversity policy, including objectives, are disclosed in the company's annual report.</p>	<p>For FY2021, the NC had reviewed the size and composition of the Board for effective decision-making, taking into account factors such as the scope and nature of the operations of the Group and the core competencies of Board members in the fields of the relevant industry knowledge, accounting and finance, as well as professional legal services. The INEDs are able to constructively challenge and assist in the development of the business strategies and in reviewing and monitoring of the Management's performance against set targets.</p> <p>The Board's policy in identifying director nominees is primarily to have an appropriate mix of members with complementary skills, core competencies and experience for the Group. The current Board composition provides a diversity of skills, gender, experience, and knowledge to the Company as follows: –</p> <table border="1" data-bbox="707 804 1455 1346"> <thead> <tr> <th colspan="3">Balance and Diversity of the Board</th> </tr> <tr> <th></th> <th>Number of Directors</th> <th>Proportion of the Board</th> </tr> </thead> <tbody> <tr> <td colspan="3"><b>Core Competencies</b></td> </tr> <tr> <td>Accounting or finance related</td> <td>5</td> <td>100%</td> </tr> <tr> <td>Business and management experience</td> <td>5</td> <td>100%</td> </tr> <tr> <td>Legal or corporate governance</td> <td>5</td> <td>100%</td> </tr> <tr> <td>Relevant industry knowledge</td> <td>3</td> <td>60%</td> </tr> <tr> <td>Strategic planning experience</td> <td>5</td> <td>100%</td> </tr> <tr> <td colspan="3"><b>Gender Diversity</b></td> </tr> <tr> <td>Male</td> <td>3</td> <td>60%</td> </tr> <tr> <td>Female</td> <td>2</td> <td>40%</td> </tr> </tbody> </table> <p>The Board has taken the following steps to maintain or enhance its balance and diversity:</p> <ul style="list-style-type: none"> <li>• Annual review by the NC to assess if the existing attributes and core competencies of the Board are complementary and will enhance the efficacy of the Board; and</li> <li>• Annual evaluation by the Directors of the skill sets the other Directors possess, with a view to understand the range of expertise which is lacking by the Board.</li> </ul> <p>The NC has considered the results of the evaluation exercises among others, in its recommendation for the appointment of new Directors and/or the re-appointment of incumbent Directors. For FY2021, no additional INED has been recommended and invited by the NC to join the Board, considering that the existing diversity is sufficient for the Board to function effectively, having regard to the nomination policy of the Company for the time being. The Board will review its size, structure and composition together with the NC at least annually to ensure that an effective decision-making process is in place. Please refer to Section 4 for more details on the NC and its duties, and in particular, please refer to Provision 4.3 for more details on the Board's nomination policy.</p>	Balance and Diversity of the Board				Number of Directors	Proportion of the Board	<b>Core Competencies</b>			Accounting or finance related	5	100%	Business and management experience	5	100%	Legal or corporate governance	5	100%	Relevant industry knowledge	3	60%	Strategic planning experience	5	100%	<b>Gender Diversity</b>			Male	3	60%	Female	2	40%
Balance and Diversity of the Board																																			
	Number of Directors	Proportion of the Board																																	
<b>Core Competencies</b>																																			
Accounting or finance related	5	100%																																	
Business and management experience	5	100%																																	
Legal or corporate governance	5	100%																																	
Relevant industry knowledge	3	60%																																	
Strategic planning experience	5	100%																																	
<b>Gender Diversity</b>																																			
Male	3	60%																																	
Female	2	40%																																	

## REPORT ON CORPORATE GOVERNANCE

Provision 2.5	Non-executive directors and/or independent directors, led by the independent Chairman or other independent director as appropriate, meet regularly without the presence of Management. The chairman of such meetings provides feedback to the Board and/or Chairman as appropriate.	The INEDs will meet separately without the presence of Management. Led by the Lead INED, the INEDs have met with internal and external auditors in FY2021 without the presence of any Executive Directors and Management.
<b>Chairman and Chief Executive Officer</b>		
Principle 3	There is a clear division of responsibilities between the leadership of the Board and Management, and no one individual has unfettered powers of decision-making.	The Board is of the view that there is a clear division of responsibilities between the leadership of the Board and the Management, and no one individual has unfettered powers of decision-making. Please refer to Sections 3.1 to 3.3 below for more details and instances of the Company's compliance with such principle.
Provision 3.1	The Chairman and the CEO are separate persons to ensure an appropriate balance of power, increased accountability, and greater capacity of the Board for independent decision-making.	Under code provision A.2.1 of the HK Corporate Governance Code and Provision 3.1 of the SG Corporate Governance Code, the roles of Chairman and CEO should be separated and should not be performed by the same individual. The Company does not have a CEO. However, this position is carried out by the Group Managing Director (the "GMD"), which is responsible for the day-to-day management of business. Kelvin Lim is our Executive Chairman (the "Chairman") and the GMD. Throughout the Group's business history, Mr. Kelvin Lim has held the key leadership position of the Group since 1998 and has been deeply involved in the formulation of corporate strategies and management of business and operations of the Group. Taking into account the consistent leadership within the Group and in order to enable more effective and efficient overall strategic planning and continuation of the implementation of such plans, the Board (including our INEDs) is of the opinion that it is not necessary for the role of the GMD and Chairman to be separate after taking into account the size, scope and operations of the Group, and that Mr. Kelvin Lim is the best candidate for both positions. Accordingly, the Board considers that the present arrangements are beneficial and in the interests of the Group and the Shareholders as a whole.
Provision 3.2	The Board establishes and sets out in writing the division of responsibilities between the Chairman and the CEO.	<p>The Chairman provides overall leadership to the Board. The Chairman, with the help of the Company Secretary, ensures that Board meetings are held as and when necessary and sets the meeting agenda in consultation with fellow Directors and other Key Management Personnel, and if required, the professional advisors.</p> <p>The Chairman also ensures the quality, quantity and timeliness of the flow of information between the Management, the Board and the Shareholders. He promotes high standards of corporate governance as well as the culture of openness and debate at Board meetings. He also encourages constructive relationship within the Board and between the Board and Management while facilitating the effective contributions of INEDs during the Board meetings.</p> <p>The GMD is responsible for the overall operations, market development, strategic management and business expansion of the Group.</p>



Provision 3.3	The Board has a lead independent director to provide leadership in situations where the Chairman is conflicted, and especially when the Chairman is not independent. The lead independent director is available to shareholders where they have concerns and for which contact through the normal channels of communication with the Chairman or Management are inappropriate or inadequate.	The Board has appointed Ms. Ch'ng Li-Ling as the Lead INED to provide leadership in situations where the Chairman is conflicted and not independent. As the Lead INED, she shall be available to the Shareholders, where they have concerns relating to matters which contact through normal channels of the Chairman, GMD or the Management has failed to resolve or for which such contact is inappropriate, as well as at the Company's general meetings.
<b>Board Membership</b>		
Principle 4	The Board has a formal and transparent process for the appointment and reappointment of directors, taking into account the need for progressive renewal of the Board.	The Board is of the view that it has a formal and transparent process for the appointment and reappointment of Directors, taking into account the need for progressive renewal of the Board. Please refer to Sections 4.1 to 4.5 below for more details and instances of the Company's compliance with such principle.

## REPORT ON CORPORATE GOVERNANCE

<p>Provision 4.1</p>	<p>The Board establishes a NC to make recommendations to the Board on relevant matters relating to:</p> <p>(a) the review of succession plans for directors, in particular the appointment and/or replacement of the Chairman, the CEO and key management personnel;</p> <p>(b) the process and criteria for evaluation of the performance of the Board, its board committees and directors;</p> <p>(c) the review of training and professional development programmes for the Board and its directors; and</p> <p>(d) the appointment and re-appointment of directors (including alternate directors, if any).</p>	<p>The Company has established the NC, and the key terms of reference of the NC, which are available on the websites of the Company, the SGX-ST and the SEHK, include:</p> <p>(a) making recommendations to the Board on relevant matters relating to:</p> <p>(i) the review of board succession plans for Directors, in particular, the Chairman and the GMD;</p> <p>(ii) the reviewing of training and professional development programs for the Board;</p> <p>(iii) the reviewing of the existing diversity policy;</p> <p>(iv) the reviewing of the nomination policy; and</p> <p>(v) the appointment and re-appointment of Directors (including alternate Directors, if applicable);</p> <p>(b) reviewing and determining annually, and as and when circumstances require, if a Director is independent, in accordance with the Catalyst Rules, SG Corporate Governance Code and Rule 3.13 of the HK Listing Rules and any other salient factors;</p> <p>(c) reviewing the structure, size and composition of the Board annually to ensure that the Board and its committees comprise Directors who as a group provide an appropriate balance and diversity of skills, expertise, gender and knowledge of the Group and provide core competencies such as accounting or finance, business or management experience, industry knowledge, strategic planning experience and customer-based experience and knowledge;</p> <p>(d) where a Director has multiple board representations, deciding whether the Director is able to and has been adequately carrying out his or her duties as a Director, taking into consideration the Director's number of listed company board representation and other principal commitments; and</p> <p>(e) reviewing, assessing and recommending suitably qualified nominee(s) or candidate(s) for appointment or election to the Board considering his/her competencies, commitment, contribution, performance and whether or not he/she is independent, and to select or make recommendations to the Board on the selection of individuals nominated for directorships of the Board.</p> <p>In addition, the NC will make recommendations to the Board on the development of a process for the evaluation and performance of the Board, its Board Committees and individual Directors. In this regard, the NC will decide how the Board's performance is to be evaluated and propose objective performance criteria which addresses how the Board will enhance long-term shareholder value. Please refer to Section 5 for more details on the process for evaluating the performance of the Board, Board Committees and individual Directors.</p>
<p>Provision 4.2</p>	<p>The NC comprises at least three directors, the majority of whom, including the NC Chairman, are independent. The lead independent director, if any, is a member of the NC.</p>	<p>The NC comprises Mr. Eddie Yong (Chairman), Ms. Ch'ng Li-Ling, Mr. Chan Ka Leung Gary and Mr. Kelvin Lim. Three of the foregoing NC members, including the NC Chairman, are INEDs. The Lead INED is also a member of the NC.</p>

<p>Provision 4.3</p>	<p>The company discloses the process for the selection, appointment and re-appointment of directors to the Board, including the criteria used to identify and evaluate potential new directors and channels used in searching for appropriate candidates in the company's annual report.</p>	<p><u>Board Nomination Policy</u></p> <p>The Company has adopted a nomination policy on 1 January 2019 in compliance with the HK Corporate Governance Code, which establishes written guidelines to NC to identify individuals suitably qualified to become directors and make recommendations to the Board on the selection of individuals nominated for directorships with reference to the formulated criteria. The Board is ultimately responsible for selection and appointment of new directors, taking into account the need for the progressive renewal of the Board and adopted diversity policy. The Company shall review and reassess the nomination policy and its effectiveness on a regular basis or as required.</p> <p><u>Appointment of New Candidates</u></p> <p>In assessing and recommending a candidate for appointment to the Board, the process of selection and appointment of new directors by the NC are as follows:</p> <ol style="list-style-type: none"> <li>1. the current needs of the Board to complement and strengthen the Board is taken into consideration. The independence of a director, where applicable, is determined in accordance with the recommendations of the SG Corporate Governance Code and Rule 3.13 of the HK Listing Rules;</li> <li>2. the candidates proposed by the Directors, key management personnel or substantial shareholders, are considered and may engage external search consultants where necessary;</li> <li>3. the NC would meet and interview the shortlisted candidates to assess their suitability; and</li> <li>4. the selected candidate is recommended to the Board for consideration and approval.</li> </ol> <p>The NC may also engage external search consultants to search for new Directors at the Company's expense. There were no external search consultants engaged in FY2021, as the Board was not in the process of identifying any new appointment to the Board. New Directors are appointed by way of a board resolution after the NC recommends the appointment for the consideration and approved by the Board.</p> <p><u>Selection Criteria</u></p> <p>The NC will take into account whether a candidate has the qualifications, skills, experience and gender diversity that add to and complement the range of skills, experience and background of existing Directors by considering the highest personal and professional ethics and integrity of the director candidates, proven achievement and competence in the nominee's field and the ability to exercise sound business judgment, skills that are complementary to those of the existing Board, the ability to assist and support management and make significant contributions to the Company's success and such other factors as it may deem are in the best interests of the Company and its Shareholders.</p>
----------------------	--	--

## REPORT ON CORPORATE GOVERNANCE

		<p><u>Re-election of Incumbents</u></p> <p>The process of re-electing incumbent directors by the NC are as follows:</p> <ol style="list-style-type: none"> <li>1. The NC would assess the performance of the Director in accordance with the performance criteria set by the Board further elaborated below and consider the current needs of the Board; and</li> <li>2. Subject to the NC's satisfactory assessment, the NC would recommend the proposed re-appointment of the Director to the Board for its consideration and approval.</li> </ol> <p>Criteria to be considered as part of the process for the re-appointment of Directors include the composition and progressive renewal of the Board and each Director's competencies, commitment, contribution and performance (e.g. attendance, preparedness, participation and candour).</p> <p>As a broad-based NC policy, the Board nomination process for evaluating an Executive Director vis-à-vis an INED is different. For an Executive Director, the nomination process would in general be tied to his or her ability to contribute through his or her business acumen and strategic thinking process for the business. As for an INED, his or her nominations are hinged on myriad of criteria whereby he or she should possess the independence of mind despite confirmation via in writing, as evaluated by the NC. The NC and the Management has assessed and is satisfied that the existing INEDs will be able to give an independent view to take the Group's business to a higher level.</p>
Provision 4.4	<p>The NC determines annually, and as and when circumstances require, if a director is independent, having regard to the circumstances set forth in Provision 2.1. Directors disclose their relationships with the company, its related corporations, its substantial shareholders or its officers, if any, which may affect their independence, to the Board. If the Board, having taken into account the views of the NC, determines that such directors are independent notwithstanding the existence of such relationships, the company discloses the relationships and its reasons in its annual report.</p>	<p>The NC evaluates on an annual basis whether an INED (including their respective immediate family members) is independent in accordance with the SG Corporate Governance Code, Catalist Rules and the relevant requirements under Rule 3.13 of the HK Listing Rules.</p> <p>The NC has reviewed and confirmed the independence of the INEDs namely, Ms. Ch'ng Li-Ling, Mr. Eddie Yong and Mr. Chan Ka Leung Gary (including their respective family members), in accordance with the SG Corporate Governance Code, Catalist Rules and Rule 3.13 of the HK Listing Rules during FY2021.</p> <p>The INEDs have also confirmed their independence (including their respective immediate family members) in accordance with the SG Corporate Governance Code, Catalist Rules and Rule 3.13 of the HK Listing Rules, and the Company has received from each of the INEDs an annual confirmation on his/her independence (including their respective immediate family members) as required under Rule 3.13 of the HK Listing Rules. There are no Directors who are deemed independent by the Board, notwithstanding the existence of a relationship as stated in the SG Corporate Governance Code and Catalist Rules that would otherwise deem him/her not to be independent.</p> <p>Each member of the NC has abstained from deliberations in respect of the assessment of his or her independence.</p> <p>There is no INED who has served beyond nine years since the date of his or her first appointment.</p>

<p>Provision 4.5</p>	<p>The NC ensures that new directors are aware of their duties and obligations. The NC also decides if a director is able to and has been adequately carrying out his or her duties as a director of the company. The company discloses in its annual report the listed company directorships and principal commitment of each director, and where a director holds a significant number of such directorships and commitments, it provides the NC's and Board's reasoned assessment of the ability of the director to diligently discharge his or her duties.</p>	<p>The NC has also implemented a process for assessing the effectiveness of the Board as a whole and its Board Committees, and for assessing the contribution of the Chairman and each individual Director to the effectiveness of the Board. The NC Chairman will act on the results of the evaluation, and in consultation with the NC to propose, where appropriate, any new member to be appointed to the Board or seek the resignation of an existing Director.</p> <p>At each AGM of the Company, the Constitution requires one-third of the Directors (or, if their number is not a multiple of three, the number nearest to but not less than one-third) shall retire from office by rotation, being one-third of those who have been longest in office since their last re-election. Newly appointed Directors will have to retire at the next general meeting following their appointments. The retiring Directors are eligible to offer themselves for re-election.</p> <p>The NC has noted that the following directors will retire by rotation at the forthcoming AGM pursuant to Article 99 of the Constitution:</p> <table border="1" data-bbox="707 878 1455 1016"> <thead> <tr> <th>Director</th> <th>Designation</th> </tr> </thead> <tbody> <tr> <td>Jess Lim</td> <td>Executive Director and Group Deputy Managing Director</td> </tr> <tr> <td>Ch'ng Li-Ling</td> <td>Lead Independent Non-Executive Director</td> </tr> </tbody> </table> <p>Pursuant to Article 99 of the Constitution, Ms. Jess Lim will retire at the forthcoming AGM. The NC had reviewed and recommended Ms. Jess Lim for re-election at the forthcoming AGM. Upon re-election, Ms. Jess Lim will remain as Executive Director and Group Deputy Managing Director. Key Information details on Ms. Jess Lim are set out on page 12 of this Annual Report. For detailed biography, please refer to the circular of the AGM dated 30 December 2021 as published. Ms. Jess Lim is the sister of Mr. Kelvin Lim, the Executive Chairman and Group Managing Director of the Company. They are also the controlling shareholders of the Company. Save as disclosed, Ms. Jess Lim does not have any relationships including immediate family relationships between herself and the directors, the company or its 5% shareholders.</p> <p>Pursuant to Article 99 of the Constitution, Ms. Ch'ng Li-Ling will retire at the forthcoming AGM. The NC, with Ms. Ch'ng Li-Ling having abstained from the deliberations, had reviewed and recommended Ms. Ch'ng Li-Ling for re-election at the forthcoming AGM. Upon re-election, Ms. Ch'ng Li-Ling will remain as the Chairman of the RC and a member of both the AC and NC. Ms. Ch'ng Li-Ling will be considered independent for the purposes of Rule 704(7) of the Catalist Rules and Rule 3.13 of the HK Listing Rules. Key information details on Ms. Ch'ng Li-Ling are set out on page 13 on this Annual Report. For detailed biography, please refer to the circular of the AGM dated 30 December 2021 published. Ms. Ch'ng Li-Ling does not have any relationships including immediate family relationships between herself and the directors, the company or its 5% shareholders.</p> <p>The Board did not set any cap on the number of listed company directorships given that the NC has assessed and is satisfied that all INEDs were able to dedicate their time to the Group for FY2021. Nevertheless, if the Board finds that time commitment is lacking from any particular Director, they may consider imposing a cap in future. The Board will also take into consideration the number of directorships and principal commitments of each director in assessing whether a director is able to adequately carry out his or her duties and the guideline on time devotion by the proposed directors as set out in the HK Corporate Governance Code, the Guidance for Boards and Directors published by SEHK in July 2018 and relevant guidance in the Practice Guidance in respect of the SG Corporate Governance Code. There is no alternate director being appointed by any Director in FY2021.</p>	Director	Designation	Jess Lim	Executive Director and Group Deputy Managing Director	Ch'ng Li-Ling	Lead Independent Non-Executive Director
Director	Designation							
Jess Lim	Executive Director and Group Deputy Managing Director							
Ch'ng Li-Ling	Lead Independent Non-Executive Director							

## REPORT ON CORPORATE GOVERNANCE

		<p>The NC has reviewed the time spent and attention given by each of the Directors to the Company's affairs, taking into account the other directorships and other principal commitments of each of the Directors, and is satisfied that all Directors have discharged their duties adequately for FY2021.</p> <p>The considerations in assessing the capacity of Directors include the following:</p> <ul style="list-style-type: none"> <li>(a) expected and/or competing time/principal commitments of each Director;</li> <li>(b) number of board representations held by each Director (in particular, none of the directors should have seven or more listed company directorships);</li> <li>(c) size and composition of the Board; and</li> <li>(d) nature and scope of the Group's operations and size.</li> </ul> <p>The following key information regarding the Directors is set out on the following pages of this Annual Report and the Circular dated 30 December 2021 which accompanies the Annual Report (the "Circular"):</p> <ul style="list-style-type: none"> <li>(a) Pages 12 to 13 of this Annual Report as well as Section 2 of the Circular – Academic and professional qualifications, date of first appointment as a Director, date of last re-election as a Director, if any, directorships or chairmanships both present and those held over the preceding three years in other listed companies and other principal commitments, whether appointment is executive or non-executive, or considered by the NC to be independent; and</li> <li>(b) Pages 84 to 85 of this Annual Report as well as Section 2 of the Circular – Shareholdings, if any, in the Company and its subsidiaries.</li> </ul>
<p><b>Board Performance</b></p>		
<p>Principle 5</p>	<p>The Board undertakes a formal annual assessment of its effectiveness as a whole, and that of each of its board committees and individual directors.</p>	<p>The Board has undertaken a formal annual assessment of its effectiveness as a whole and that of each of its board committees and individual Directors. Please refer to Sections 5.1 to 5.2 below for more details and instances of the Company's compliance with such principle.</p>

Provision 5.1	The NC recommends for the Board's approval the objective performance criteria and process for the evaluation of the effectiveness of the Board as a whole, and of each board committee separately, as well as the contribution by the Chairman and each individual director to the Board.	<p>The NC has in place an annual performance evaluation process to assess the performance of the Board as a whole, its Board Committees and each individual Director to the effectiveness of the Board. The Company Secretary will collate the Board and Directors' evaluations and provide the summarised results to the NC Chairman. The NC would then discuss the evaluation and conclude the performance results during the NC meeting.</p> <p>In respect of FY2021:</p> <p>(a) The assessment of the Board and each of the Board Committees was done via a confidential questionnaire, covering areas such as Board composition, Board processes managing the Group's performance and the effectiveness of the Board in its monitoring role and the effectiveness of the respective Board Committees.</p> <p>(b) The assessment of the individual Directors was done through peer assessments through a confidential questionnaire completed by each Director. The assessment parameters for such individual evaluation include qualitative and quantitative factors such as performance of principal functions and fiduciary duties, Director's attendance at meetings and his or her contribution and performance at such meetings. The NC and the Board strives to ensure that each Director, with his or her contributions, brings to the Board an independent and objective perspective to enable balanced and well-considered decisions to be made.</p>
Provision 5.2	The company discloses in its annual report how the assessments of the Board, its board committees and each director have been conducted, including the identity of any external facilitator and its connection, if any, with the company or any of its directors.	<p>The NC, having reviewed the performance of its roles and responsibilities and the conduct of its affairs as a whole, is of the view that the Board has met its performance objectives in FY2021. No external facilitator was used to conduct the evaluations.</p> <p>All NC members have abstained from the voting or review process of any matters in connection with the assessment of his/her performance.</p>
<b>REMUNERATION MATTERS</b>		
<b>Procedures for Developing Remuneration Policies</b>		
Principle 6	The Board has a formal and transparent procedure for developing policies on director and executive remuneration, and for fixing the remuneration packages of individual directors and key management personnel. No director is involved in deciding his or her own remuneration.	The Board is of the view that it has a formal and transparent procedure for developing policies on Director's and executive's remuneration, and for fixing the remuneration packages of individual Directors and key management personnel. No Director is involved in deciding his or her own remuneration. Please refer to Sections 6.1 to 6.4 below for more details and instances of the Company's compliance with such principle.

## REPORT ON CORPORATE GOVERNANCE

<p>Provision 6.1</p>	<p>The Board establishes a Remuneration Committee to review and make recommendations to the Board on:</p> <p>(a) a framework of remuneration for the Board and key management personnel; and</p> <p>(b) the specific remuneration packages for each director as well as for the key management personnel.</p>	<p>The Company has established the RC, with its terms of reference available on the websites of the Company, the SGX-ST and the SEHK. The key terms in the terms of reference of the RC include but are not limited to the following:</p> <p>(a) To review and submit its recommendations for endorsement by the entire Board, on the policy and general framework of remuneration for the Board and the senior management, on the establishment of a formal and transparent procedure for developing remuneration policy, and the specific remuneration packages (which include benefits in kind, pension rights and compensation payments, including any compensation payable for loss or termination of their office or appointment) and terms of employment (where applicable) for each Director, Managing Director or the CEO (if CEO is not a director) and key management personnel including but not limited to senior executives/divisional directors/those reporting directly to the Managing Director/Chairman/CEO;</p> <p>(b) To review and approve the management's remuneration proposals with reference to the board's corporate goals and objectives, any bonuses, pay increases and/or promotions for employees related to the directors, controlling shareholders and/or substantial shareholders of the Group, any compensation payable to any executive Director or senior management for any loss or termination of office or appointment to ensure that it is consistent with contractual terms and is otherwise fair and not excessive, and any compensation arrangements relating to dismissal or removal of Directors for misconduct to ensure they are consistent with contractual terms and are otherwise reasonable and appropriate;</p> <p>(c) To review and submit its recommendations for endorsement by the entire Board, share-based incentives or awards or any long term incentive schemes which may be set up from time to time, in particular to review whether directors and key management personnel should be eligible for such schemes and also to evaluate the costs and benefits of such schemes and to do all acts necessary in connection therewith;</p> <p>(d) To carry out its duties in the manner that it deems expedient, subject always to any regulations or restrictions that may be imposed upon the RC by the Board of Directors from time to time; and</p> <p>(e) To ensure that all aspects of remuneration including but not limited to directors' fees, salaries, allowances, bonuses, options, share-based incentives and awards and benefits-in-kind are covered.</p>
<p>Provision 6.2</p>	<p>The RC comprises at least three directors. All members of the RC are non-executive directors, the majority of whom, including the RC Chairman, are independent.</p>	<p>The RC meets at least once a year, and as warranted by circumstances, to discharge its functions. The current composition of the RC comprises Ms. Ch'ng Li-Ling (Chairwoman), Mr. Eddie Yong and Mr. Chan Ka Leung Gary, who are all INEDs.</p>



Provision 6.3	The RC considers all aspects of remuneration, including termination terms, to ensure they are fair.	The RC considers all aspects of remuneration, including termination terms, to ensure they are fair. All recommendations made by the RC on remuneration of Directors and key management personnel will be submitted for endorsement by the Board. No member of the RC is involved in setting his or her remuneration package. As and when deemed appropriate by the RC, independent expert advice will be sought at the Company's expense. The RC shall ensure that existing relationships, if any, between the Company and its appointed remuneration consultants will not affect the independence and objectivity of the remuneration consultants.
Provision 6.4	The company discloses the engagement of any remuneration consultants and their independence in the company's annual report.	No remuneration consultants were engaged by the Company in FY2021.
<b>Level and Mix of Remuneration</b>		
Principle 7	The level and structure of remuneration of the Board and key management personnel are appropriate and proportionate to the sustained performance and value creation of the company, taking into account the strategic objectives of the company.	The Board is of the view that the level and structure of remuneration of the Board and key management personnel are appropriate and proportionate to the sustained performance and value creation of the Company, taking into account the strategic objectives of the Company. Please refer to Sections 7.1 to 7.3 below for more details and instances of the Company's compliance with such principle.
Provision 7.1	A significant and appropriate proportion of executive directors' and key management personnel's remuneration is structured so as to link rewards to corporate and individual performance. Performance-related remuneration is aligned with the interests of shareholders and other stakeholders and promotes the long-term success of the company.	The RC recommends to the Board the quantum of directors' fees and the Board in turn endorses the recommendation for Shareholders' approval at each AGM. The remuneration packages of the INEDs take into consideration the performance of the Group and individual assessment of each INED, the level of contribution to the Company and Board, taking into account various factors including but not limited to efforts and time spent, responsibilities and duties of the Non-Executive Directors.  For the Executive Directors and key management personnel, each of their service agreements and/or compensation packages is reviewed by the RC. These service agreements cover the terms of employment and specifically, the salaries and bonuses of the Executive Directors and key management personnel. The Company may terminate a service agreement if, inter alia, the relevant Executive Director or key management personnel is guilty of dishonesty or serious or persistent misconduct, become bankrupt or otherwise act to the Company's prejudice. Executive Directors of the Company are not entitled to any Directors' fees.
Provision 7.2	The remuneration of non-executive directors is appropriate to the level of contribution, taking into account factors such as effort, time spent, and responsibilities.	The Company has entered into separate service agreements (the " <b>Service Agreements</b> ") with the Executive Directors, namely, Kelvin Lim and Jess Lim, that state their terms of employment, which may be terminated by not less than six months' notice in writing served by either party on the other. Under the Service Agreements, the Executive Directors are entitled to an incentive bonus based on the Group's consolidated profit before tax subject to a minimum fixed annual bonus of four months. The Service Agreements are valid for a period of three years from 16 March 2015 (" <b>Initial Term</b> "). After the Initial Term, the agreement shall be automatically renewed until terminated by either party on the other. There was no termination by either party as at the date of this Annual Report.

## REPORT ON CORPORATE GOVERNANCE

<p>Provision 7.3</p>	<p>Remuneration is appropriate to attract, retain and motivate the directors to provide good stewardship of the company and key management personnel to successfully manage the company for the long term.</p>	<p>The RC will ensure that the INEDs are not overcompensated to the extent that their independence may be compromised. INEDs are able to participate in the Scheme (terms as defined herein) and hold shares in the Company so as to better align their interests with the interests of Shareholders. For FY2021, the RC had reviewed the performance of the Executive Directors in accordance with the performance objectives set forth in the Service Agreements, as well as the evaluation of the performance of key management personnel and were satisfied that the performance objectives had been met.</p> <p>During FY2021, the RC had reviewed the compensation and remuneration packages and believes that the remuneration of Directors and key management personnel commensurate with their respective roles and responsibilities.</p> <p>There are no termination and post-employment benefits that may be granted to the Directors, the Chairman and MD, and top two key management personnel.</p> <p>Each of Ms. Ch'ng Li-Ling and Mr. Eddie Yong, the INEDs, had entered into a letter of appointment with us on 10 March 2015 (as amended by an addendum dated 25 September 2017) for an initial term of three years commencing on 10 March 2015 and was extended for a period of three years with effect from 10 March 2018. The appointment was extended for another three years with effect from 10 March 2021 and shall be automatically renewed, which may be terminated by not less than three months' notice in writing served by either party on the other.</p> <p>Mr. Chan Ka Leung Gary, an INED, had entered into a letter of appointment with us on 5 June 2017 (as amended by an addendum dated 25 September 2017) for an initial term of three years commencing on 5 June 2017, which was subsequently extended for a period of three years with effect from 5 June 2020. The appointment of Mr. Chan Ka Leung Gary may be terminated by not less than three months' notice in writing served by either party on the other.</p> <p>All the Directors are subject to retirement by rotation and re-election at the annual general meetings of the Company in accordance with the Constitution, and will continue thereafter until terminated in accordance with the terms of the service agreement/letter of appointment.</p> <p>In addition, to enhance its remuneration so as to attract, retain and motivate the Directors to provide good stewardship of the Company and key management personnel, the Company has adopted the Scheme (as defined herein). Please refer to Section 8.3 for more details on the Scheme.</p>
<p><b>Disclosure on Remuneration</b></p>		
<p>Principle 8</p>	<p>The company is transparent on its remuneration policies, level and mix of remuneration, the procedure for setting remuneration, and the relationships between remuneration, performance and value creation.</p>	<p>The Company is transparent on its remuneration policies, level and mix of remuneration, the procedure for setting remuneration, and the relationships between remuneration, performance and value creation. Please refer to Sections 8.1 to 8.3 below for more details and instances of the Company's compliance with such principle.</p>

<p>Provision 8.1</p>	<p>The company discloses in its annual report the policy and criteria for setting remuneration, as well as names, amounts and breakdown of remuneration of:</p> <p>(a) each individual director and the CEO; and</p> <p>(b) at least the top five key management personnel (who are not directors or the CEO) in bands no wider than S\$250,000 and in aggregate the total remuneration paid to these key management personnel.</p>	<p>The Group links its remuneration policy to the achievement of key performance indicators. Key performance indicators of the Group are aimed towards retention of customers and financial performance; these could include project management capabilities and profitability of various business units across the Group's business segments. The remuneration of Executive Directors is also in accordance with the Service Agreements and a portion of their remunerations (in dollar terms) is in the form of variable or performance related bonuses calculated based on the Group's profitability. For the key management personnel and other senior executives, their variable or performance related bonuses, beside individual performance, are also based on the Group's profitability.</p> <p>The breakdown (in percentage terms) of the remuneration of the Directors (including the GMD) of the Company for FY2021 is set out as below:</p> <table border="1" data-bbox="707 804 1460 1144"> <thead> <tr> <th></th> <th>Salary and/or allowance<sup>(1), (2)</sup> (%)</th> <th>Variable Bonus<sup>(2)</sup> (%)</th> <th>Director's Fees (%)</th> <th>Total (%)</th> <th>Total<sup>(3)</sup> (S\$'000)</th> </tr> </thead> <tbody> <tr> <td>Directors</td> <td></td> <td></td> <td></td> <td></td> <td></td> </tr> <tr> <td>Kelvin Lim</td> <td>32</td> <td>68</td> <td>-</td> <td>100</td> <td>2,966</td> </tr> <tr> <td>Jess Lim</td> <td>35</td> <td>65</td> <td>-</td> <td>100</td> <td>1,119</td> </tr> <tr> <td>Ch'ng Li-Ling</td> <td>6</td> <td>-</td> <td>94</td> <td>100</td> <td>68</td> </tr> <tr> <td>Eddie Yong</td> <td>6</td> <td>-</td> <td>94</td> <td>100</td> <td>64</td> </tr> <tr> <td>Chan Ka Leung Gary</td> <td>6</td> <td>-</td> <td>94</td> <td>100</td> <td>72</td> </tr> </tbody> </table> <p><b>Notes:</b></p> <p>(1) Includes fixed bonus.</p> <p>(2) The amounts for salary, allowance and variable bonus shown are inclusive of Singapore's Central Provident Funds.</p> <p>(3) Rounded to the nearest one thousand Singapore dollars.</p> <p>There are no termination and post-employment benefits that may be granted to the Directors, the Chairman and GMD.</p> <p>The Group only has two top key management personnel in FY2021. The breakdown (in percentage terms) of the remuneration of two top key management personnel of the Group for FY2021 are set out as below:</p> <table border="1" data-bbox="707 1563 1460 1783"> <thead> <tr> <th>Remuneration Band and Name of Key Management Personnel</th> <th>Designation</th> <th>Salary and/or allowance<sup>(1), (2)</sup> (%)</th> <th>Variable Bonus<sup>(2)</sup> (%)</th> <th>Director's Fees (%)</th> <th>Total<sup>(3)</sup> (100%)</th> </tr> </thead> <tbody> <tr> <td colspan="6"><b>From S\$500,001 to S\$750,000</b></td> </tr> <tr> <td>Yeo Swee Cheng</td> <td>Chief Financial Officer</td> <td>56</td> <td>44</td> <td>-</td> <td>100</td> </tr> <tr> <td colspan="6"><b>From S\$250,001 to S\$500,000</b></td> </tr> <tr> <td>Wong Sze Peng, Danny</td> <td>Chief Executive Officer of Work+Store</td> <td>67</td> <td>33</td> <td>-</td> <td>100</td> </tr> </tbody> </table> <p><b>Notes:</b></p> <p>(1) Includes fixed bonus.</p> <p>(2) The amounts for salary, allowance and variable bonus shown are inclusive of Singapore's Central Provident Funds.</p> <p>(3) Rounded to the nearest one thousand Singapore dollars.</p>		Salary and/or allowance <sup>(1), (2)</sup> (%)	Variable Bonus <sup>(2)</sup> (%)	Director's Fees (%)	Total (%)	Total <sup>(3)</sup> (S\$'000)	Directors						Kelvin Lim	32	68	-	100	2,966	Jess Lim	35	65	-	100	1,119	Ch'ng Li-Ling	6	-	94	100	68	Eddie Yong	6	-	94	100	64	Chan Ka Leung Gary	6	-	94	100	72	Remuneration Band and Name of Key Management Personnel	Designation	Salary and/or allowance <sup>(1), (2)</sup> (%)	Variable Bonus <sup>(2)</sup> (%)	Director's Fees (%)	Total <sup>(3)</sup> (100%)	<b>From S\$500,001 to S\$750,000</b>						Yeo Swee Cheng	Chief Financial Officer	56	44	-	100	<b>From S\$250,001 to S\$500,000</b>						Wong Sze Peng, Danny	Chief Executive Officer of Work+Store	67	33	-	100
	Salary and/or allowance <sup>(1), (2)</sup> (%)	Variable Bonus <sup>(2)</sup> (%)	Director's Fees (%)	Total (%)	Total <sup>(3)</sup> (S\$'000)																																																																					
Directors																																																																										
Kelvin Lim	32	68	-	100	2,966																																																																					
Jess Lim	35	65	-	100	1,119																																																																					
Ch'ng Li-Ling	6	-	94	100	68																																																																					
Eddie Yong	6	-	94	100	64																																																																					
Chan Ka Leung Gary	6	-	94	100	72																																																																					
Remuneration Band and Name of Key Management Personnel	Designation	Salary and/or allowance <sup>(1), (2)</sup> (%)	Variable Bonus <sup>(2)</sup> (%)	Director's Fees (%)	Total <sup>(3)</sup> (100%)																																																																					
<b>From S\$500,001 to S\$750,000</b>																																																																										
Yeo Swee Cheng	Chief Financial Officer	56	44	-	100																																																																					
<b>From S\$250,001 to S\$500,000</b>																																																																										
Wong Sze Peng, Danny	Chief Executive Officer of Work+Store	67	33	-	100																																																																					

## REPORT ON CORPORATE GOVERNANCE

		<p>There are no termination and post-employment benefits that may be granted to the key management personnel.</p> <p>In aggregate, the total remuneration paid to the two top key management personnel was S\$964,916 in FY2021.</p> <p>The remuneration received by the Executive Directors and key management personnel takes into consideration his or her individual performance and contribution toward the overall performance of the Group for FY2021. Their remuneration is made up of fixed and variable compensations. Details of the remuneration of the Directors and the five highest paid employees as required to be disclosed pursuant to Appendix 16 to the HK Listing Rules are set out in Note 10 and Note 15 to the consolidated financial statements for FY2021 and Directors' Statement (for directors' remuneration only) respectively. For the key management personnel, the variable compensation is determined based on the level of achievement of corporate and individual performance objectives.</p>
Provision 8.2	<p>The company discloses the names and remuneration of employees who are substantial shareholders of the company, or are immediate family members of a director, the CEO or a substantial shareholder of the company, and whose remuneration exceeds S\$100,000 during the year, in bands no wider than S\$100,000, in its annual report. The disclosure states clearly the employee's relationship with the relevant director or the CEO or substantial shareholder.</p>	<p>There was no employee who is an immediate family member of a Director and/or the Chairman and GMD whose remuneration exceeded S\$100,000 during FY2021 save as disclosed in the Annual Report.</p>
Provision 8.3	<p>The company discloses in its annual report all forms of remuneration and other payments and benefits, paid by the company and its subsidiaries to directors and key management personnel of the company. It also discloses details of employee share schemes.</p>	<p><u>Share Option Scheme</u></p> <p>On 25 September 2017 ("<b>Adoption Date</b>"), the shareholders adopted the "LHN Share Option Scheme" (the "<b>Scheme</b>"), effective upon the HK Listing Date. The Scheme has been assigned by the Board of Directors to be administered by a committee comprising members of the RC (the "<b>Committee</b>").</p> <p>The primary objective of establishing the Scheme is to provide eligible persons (the "<b>Eligible Persons</b>") with an opportunity to have a personal stake in the Company and help motivate Eligible Persons to optimise their future contributions to the Group and/or to reward them for their past contributions, to attract and retain such Eligible Persons who are significant to and/or whose contributions are or will be beneficial to the performance, growth or success of the Group.</p>

		<p>The Scheme gives the Company greater flexibility to align the interests of employees, especially executive directors, managers, and other employees holding an executive, managerial, supervisory or similar position in any member of the Group, with that of shareholders. The Scheme uses methods common among major local and multinational companies to incentivise and motivate employees to achieve pre-determined targets which create and enhance economic value for shareholders. The Company believes that the Scheme will be an effective tool in motivating employees to strive to deliver long-term shareholder value.</p> <p>The Scheme allows for participation by full-time employees of the Group (who may be controlling shareholders) and Directors (including Non-executive Directors). The Company acknowledges that the services and contributions of employees who are controlling shareholders or associates of controlling shareholders are important to the development and success of the Group. The extension of the Scheme to confirmed full-time employees who are controlling shareholders or associates of controlling shareholders allow the Group to have a fair and equitable system to reward employees who have actively contributed to the progress and success of the Group. The participation of controlling shareholders or the associates of the controlling shareholders in the Scheme will serve both as a reward to them for their dedicated services to the Group and a motivation for them to take a long-term view of the Group.</p> <p>Although Eligible Persons who are controlling shareholders or the associates of controlling shareholders may already have shareholding interests in the Company, the extension of the Scheme to include them ensures that they are equally entitled, with the other employees of the Group who are not controlling shareholders or the associates of the controlling shareholders, to take part and benefit from this system of remuneration. The Company is of the view that a person who would otherwise be eligible should not be excluded from participating in the Scheme solely by reason that he/she is a controlling shareholder or the associate of the controlling shareholder(s). Currently, Mr. Kelvin Lim and Ms. Jess Lim, who are our Executive Directors and also our controlling shareholders, are Eligible Persons.</p> <p><u>Granting of Options to Connected Persons under the HK Listing Rules</u></p> <p>Subject to the terms of the Scheme, but only insofar as and for so long as the HK Listing Rules require, where any offer of an option to subscribe for ordinary shares in the capital of the Company (“<b>Shares</b>”) granted pursuant to the Scheme (“<b>Option</b>”) is proposed to be made to a Director, Chief Executive or a substantial shareholder (as defined in the HK Listing Rules) of the Company or any of their respective associates (as defined in the HK Listing Rules), such offer must first be approved by the INEDs of the Company (excluding the INED who or whose associates is the grantee of an Option).</p> <p>Where any grant of Options to a substantial shareholder (as defined in the HK Listing Rules) or an INED of the Company, or any of their respective associates (as defined in the HK Listing Rules), would result in the securities issued and to be issued upon exercise of all Options already granted and to be granted (including Options exercised, cancelled and outstanding) to such person in the 12-month period up to and including the date of such grant:</p> <p>(a) representing in aggregate over 0.1% of the relevant class of securities in issue; and</p> <p>(b) (where the securities are listed on the SEHK), having an aggregate value, based on the closing price of the securities on the SEHK at the date of each grant, in excess of HK\$5 million,</p>
--	--	---

## REPORT ON CORPORATE GOVERNANCE

		<p>such further grant of Options must be approved by shareholders. The Company shall send a circular to the shareholders. The grantee, his associates (as defined in the HK Listing Rules) and all core connected persons of the Company must abstain from voting in favour at such general meeting.</p> <p>Approval from the shareholders is required for any change in the terms of Options granted to a participant who is a substantial shareholder (as defined in the HK Listing Rules) or an INED of the Company, or any of their respective associates (as defined in the HK Listing Rules). The grantee, his associates (as defined in the HK Listing Rules) and all core connected persons of the Company must abstain from voting in favour at such general meeting.</p> <p><u>Maximum Entitlement of Each Participant</u></p> <p>No Option may be granted to any one person such that the total number of shares issued and to be issued upon exercise of the options granted to any one Eligible Person (including exercised and outstanding Options) in any 12-month period shall exceed 1 per cent. of the Shares in issue from time to time. Where any further grant of Options to such an Eligible Person would result in the Shares issued and to be issued upon exercise of all Options granted and to be granted to such Eligible Person (including exercised, cancelled and outstanding Options) in the 12-month period up to and including the date of such further grant representing in aggregate over 1 per cent. of the Shares in issue, such further grant shall be separately approved by shareholders in general meeting with such Eligible Person and his close associates (or his associates (as defined in the HK Listing Rules if such Eligible Person is a connected person) abstaining from voting.</p> <p><u>Maximum Number of Shares</u></p> <p>The maximum number of Shares which may be issued upon exercise of all Options to be granted under the Scheme and any other schemes of the Group shall not in aggregate exceed 10 per cent. of the Shares (excluding treasury shares and subsidiary holdings) in issue as 29 January 2021 as approved by the Shareholders at the AGM held on 29 January 2021 (the “<b>Scheme Mandate Limit</b>”), i.e. 40,244,540 Shares, provided that:</p> <p>(a) the Company may at any time as the Board may think fit seek approval from shareholders to refresh the Scheme Mandate Limit, save that the maximum number of Shares which may be issued upon exercise of all Options to be granted under the Scheme and any other schemes of the Company shall not exceed 10 per cent. of the Shares (excluding treasury shares and subsidiary holdings) in issue as at the date of approval by the Shareholders in general meeting where the Scheme Mandate Limit is refreshed. Options previously granted under the Scheme and any other schemes of the Company (including those outstanding, cancelled, lapsed or exercised in accordance with the terms of the Scheme or any other schemes of the Company) shall not be counted for the purpose of calculating the Scheme Mandate Limit as refreshed. For such a situation, the Company shall send a circular to its shareholders containing the details and information required under the HK Listing Rules and/or Catalist Rules;</p>
--	--	---

		<p>(b) the Company may seek separate approval from its Shareholders at general meeting for granting Options beyond the Scheme Mandate Limit, provided that the Options in excess of the Scheme Mandate Limit are granted only to the Eligible Person specified by the Company before such approval is obtained. For such a situation, the Company shall send a circular to its shareholders containing the details and information required under the HK Listing Rules and/or Catalist Rules;</p> <p>(c) notwithstanding paragraph (a) above, the maximum number of Shares which may be issued upon exercise of all outstanding Options granted and yet to be exercised under the Scheme and any other schemes of the Group shall not exceed 30 per cent. of the Shares in issue from time to time. No Options may be granted under the Scheme and any other share option scheme of the Company if this will result in such limit being exceeded; and</p> <p>(d) as at the date of this annual report, the total number of securities available for issue under the Scheme is 40,244,540 Shares, which represented 9.84% of the issued shares of the Company.</p> <p><u>Minimum Holding Period, Vesting and Performance Target</u></p> <p>Subject to the provisions of the HK Listing Rules and the Catalist Rules, the Committee may in its absolute discretion when offering the grant of an Option impose any conditions, restrictions or limitations in relation thereto in addition to those set forth in the Scheme as the Committee may think fit (to be stated in the letter containing the offer of the grant of the Option) including (without prejudice to the generality of the foregoing) qualifying and/or continuing eligibility criteria, conditions, restrictions or limitations relating to the achievement of performance, operating or financial targets by the Company and/or the Eligible Person, the satisfactory performance or maintenance by the Eligible Person of certain conditions or obligations or the time or period when the right to exercise the Option in respect of all or some of the Shares shall vest provided that such terms or conditions shall not be inconsistent with any other terms or conditions of the Scheme. For the avoidance of doubt, subject to such terms and conditions as the Committee may determine as aforesaid (including such terms and conditions in relation to their vesting, exercise or otherwise), there is no performance target which need to be achieved by the Eligible Person before the Option can be exercised.</p>
--	--	---

## REPORT ON CORPORATE GOVERNANCE

		<p><u>Subscription Price</u></p> <p>The subscription price per share on the exercise of an Option (“<b>Subscription Price</b>”) in respect of any particular Option shall be such price as the Committee may in its absolute discretion determine at the time of offer of the grant of the relevant Option (and shall be stated in the letter containing the offer of the grant of the Option) but the Subscription Price shall not be less than whichever is the highest of:</p> <p>(a) the closing price of a Share as stated in the SEHK’s daily quotations sheet or as published by the SGX-ST on the Option Offer Date (whichever is higher); and</p> <p>(b) the average closing price of a Share as stated in the SEHK’s daily quotation sheets or as published by the SGX-ST for the five business days (being any day on which the SEHK and/or the SGX-ST are open for the business of dealing in securities, as the context may require) (“<b>Business Day</b>”) immediately preceding the Option Offer Date (being the date of the Committee resolution approving the grant of Options, which must be a Business Day) (whichever is higher).</p> <p>Accordingly, the Subscription Price will not be at a discount.</p> <p>Subject as provided in the Share Option Scheme and any other conditions as may be introduced by the Committee from time to time, an Option, shall be exercisable, in whole or in part, but if in part only, in respect of a board lot for dealing in the Shares on the SEHK or the SGX-ST, as the case may be, or any integral multiple thereof) commencing after the first anniversary of the date of grant and acceptance of the Option, in the manner as out in the Scheme.</p> <p><u>Life of the Scheme</u></p> <p>Subject to the terms of the Scheme, the Scheme shall be valid and effective for a period of 10 years commencing on the Adoption Date, provided always that the Scheme may continue for a further period of 10 years with the approval of Shareholders by ordinary resolution in general meeting and of any relevant authorities which may then be required. Upon the expiry of the Scheme as aforesaid, no further Options will be offered but the provisions of the Scheme shall remain in force and effect in all other respects. All Options granted prior to such expiry and not then exercised shall continue to be valid and exercisable subject to and in accordance with the Scheme.</p> <p><u>Option granted</u></p> <p>No option has been granted under the Scheme since the Adoption Date and up to the date of this Annual Report.</p> <p>Save as disclosed in Section 8.1 above, there are no other forms of remuneration and other payments and benefits, paid by the Group to Directors and/or key management personnel of the Company.</p>
--	--	---



ACCOUNTABILITY AND AUDIT		
Risk Management and Internal Controls		
Principle 9	<p>The Board is responsible for the governance of risk and ensures that Management maintains a sound system of risk management and internal controls, to safeguard the interests of the company and its shareholders.</p>	<p>The Board is responsible for the governance of risk and ensures that Management maintains a sound system of risk management and internal controls, to safeguard the interests of the company and its shareholders.</p> <p>In particular, the Board is responsible for providing a balanced and understandable assessment of the Group's performance, position and prospects, including interim and other price sensitive public information and reports to regulators (if required). Management provides the Board and Board Committees on a timely basis, with sufficient relevant information on the Group's financial performance and commentary of the competitive conditions of the industry in which the Group operates, in order that it may effectively discharge its duties. The Company adopts a policy which welcomes Directors to request for further explanations, briefings or informal discussions on any aspect of the Group's operations or business from Management.</p> <p>The Board acknowledges its responsibility for the preparation of the Consolidated Financial Statements for FY2021 which give a true and fair view of the state of affairs of the Group in accordance with the statutory requirements and accounting standards and other financial disclosure requirement under the Catalyst Rules and the HK Listing Rules. The financial results of the Group are announced in a timely manner in accordance with statutory and/or regulatory requirements.</p> <p>The Directors are not aware of any material uncertainties relating to events or conditions that may cast significant doubt upon the Company's ability to continue as a going concern.</p> <p>For further accountability, the announcements containing the half-year and full-year financial statements are signed by the Chairman and GMD, Mr. Kelvin Lim, for and on behalf of the Board, to confirm that it is to the best of the Board's knowledge, nothing has come to the attention of the Board which may render the unaudited interim financial results contained in the announcement to be false or misleading in any material aspects. The Board approves the financial after review and authorises the release of the results on the website of the Company, the SGX-ST and SEHK (<a href="http://www.hkexnews.hk">www.hkexnews.hk</a>) to the public. The Company also uploads latest announcement(s) which has been disseminated via the website of SGX-ST (<a href="http://www.sgx.com">www.sgx.com</a>) and SEHK (<a href="http://www.hkexnews.hk">www.hkexnews.hk</a>) on the Company's website (<a href="http://www.lhngroup.com">www.lhngroup.com</a>).</p> <p>Please refer to Sections 9.1 to 9.2 below for more details and instances of the Company's compliance with this principle.</p>

## REPORT ON CORPORATE GOVERNANCE

<p>Provision 9.1</p>	<p>The Board determines the nature and extent of the significant risks which the company is willing to take in achieving its strategic objectives and value creation. The Board sets up a Board Risk Committee to specifically address this, if appropriate.</p>	<p>The Board has not set up a specific Board Risk Committee, but the oversight of risk management and internal controls is undertaken by the AC and the Board in general.</p> <p>The Board has the overall responsibility for the Group's risk management and internal controls in safeguarding Shareholders' interests and the Group's assets. The Group's internal controls and systems are designed to provide reasonable assurance as to the integrity and reliability of the financial information, and to safeguard and maintain accountability of assets. However, such systems are designed to manage rather than eliminate the risk of failure to achieve business objectives and can only provide reasonable and not absolute assurance against material misstatement or loss. Procedures are in place to identify major business risks and evaluate potential financial implications, as well as for the authorisation of capital expenditure and investments.</p> <p>The AC, on behalf of the Board, reviews the adequacy and effectiveness of the Group's system of internal controls, including financial, operational, compliance (including handling and dissemination of inside information) and information technology controls, and risk management policies and systems established by the Management on an annual basis. They are:</p> <ul style="list-style-type: none"> <li>• Code of Ethics</li> <li>• Risk Appetite and Risk Tolerance guidance</li> <li>• Authority and Risk Control Matrix</li> <li>• Key Control Activities</li> <li>• Key Reporting and Monitoring Activities</li> </ul> <p>Management also regularly reviews the Group's business and operations to identify areas of significant business risks and controls to mitigate the risks. The Management will highlight all significant matters to the Board and AC.</p>
<p>Provision 9.2</p>	<p>The Board requires and discloses in the company's annual report that it has received assurance from:</p> <p>(a) the CEO and the CFO that the financial records have been properly maintained and the financial statements give a true and fair view of the company's operations and finances; and</p> <p>(b) the CEO and other key management personnel who are responsible, regarding the adequacy and effectiveness of the company's risk management and internal control systems.</p>	<p>In respect of FY2021, the Board had received assurance from the Chairman and GMD as well as the CFO that:</p> <ul style="list-style-type: none"> <li>• the financial records have been properly maintained and the financial statements give a true and fair view of the Company's operations and finances; and</li> <li>• the Company's risk management and internal control systems are adequate and effective.</li> </ul>

General	The Board's annual review of the internal controls and risk management systems.	<p>The design, implementation and operation of the accounting and internal control systems are intended to prevent and detect fraud and errors. The Board notes that the system of internal controls provides reasonable, but not absolute, assurance that the Group will not be adversely affected by any event that can be reasonably foreseen as it strives to achieve its business objectives. The Board also notes that no system of internal controls can provide absolute assurance against the occurrence of material misstatement or loss, poor judgment in decision-making, human error, losses, fraud or other irregularities.</p> <p>Based on the framework of risk management and internal controls established and maintained by the Management, reviews carried out by the AC, the report on the enterprise risk management of the Group, work performed by the internal auditors and external auditors, and assurance from the Management, the Board, with the concurrence of the AC, is of the opinion that the Group's risk management systems and system of internal controls (including financial, operational, compliance and information technology controls) were adequate and effective for FY2021.</p> <p>The Company is gradually placing emphasis on sustainability and sustainability risks and would implement appropriate policies and programmes when the opportunities arise.</p> <p><u>Inside Information</u></p> <p>The Group has adopted and implemented its own disclosure policy aiming to provide a general guide to the directors and senior management of the Company in handling of confidential information and/or monitoring of information disclosure pursuant to applicable laws and regulations in compliance with the HK Listing Rules and the Securities and Futures Ordinance (Chapter 571 of the laws of Hong Kong) (the "SFO").</p> <p>The disclosure policy provides the procedures and internal controls for the handling and dissemination of inside information by publication of the announcement to the website of the SGX-ST, SEHK and the Company on a timely basis to enable the public, namely shareholders, institutional investors, potential investors and other stakeholders of the Company to access the latest information of the Group, unless such information falls within the safe harbours with the SFO. The Management has notified all employees to comply with the disclosure policy. Briefing and training on the implementation of the policy have been provided to Directors, officers and senior management of the Group.</p>
<b>Audit Committee</b>		
Principle 10	The Board has an Audit Committee which discharges its duties objectively.	The Board has established the AC in compliance with Principle 10. Please refer to Sections 10.1 to 10.5 below for more details and instances of the Company's compliance with such principle.

## REPORT ON CORPORATE GOVERNANCE

<p>Provision 10.1</p>	<p>The duties of the AC include:</p> <p>(a) reviewing the significant financial reporting issues and judgements so as to ensure the integrity of the financial statements of the company and any announcements relating to the company's financial performance;</p> <p>(b) reviewing at least annually the adequacy and effectiveness of the company's internal controls and risk management systems;</p> <p>(c) reviewing the assurance from the CEO and the CFO on the financial records and financial statements;</p> <p>(d) making recommendations to the Board on: (i) the proposals to the shareholders on the appointment and removal of external auditors; and (ii) the remuneration and terms of engagement of the external auditors;</p>	<p>The terms of reference of the AC, which are available on the websites of the Company, the SGX-ST and the SEHK, include the following:</p> <p>(a) review the relevance and consistency of the accounting standards, the significant financial reporting issues, recommendations and judgments made by the external auditors so as to ensure the integrity of the financial statements of the Group and any announcements relating to the Group's financial performance;</p> <p>(b) review and report to the Board and the Management at least annually the adequacy and effectiveness of the Group's internal controls, including financial, operational, compliance and information technology controls and risks management systems (such review can be carried out internally or with the assistance of any competent third parties);</p> <p>(c) review the effectiveness and adequacy of the Group's internal audit function at least annually, including the determination whether the internal auditor has direct and unrestricted access to the Chairman of the Board and AC, and is able to meet separately to discuss matters/concerns;</p> <p>(d) review and ensure the internal audit function is adequately resourced and has appropriate standing within the Group and to review and monitor its effectiveness;</p> <p>(e) review the scope and results of the external audit, and the independence and objectivity of the external auditors;</p> <p>(f) make recommendations to the Board on the proposals to the shareholders on the appointment, re-appointment and removal of the external auditors, and approve the remuneration and terms of engagement of the external auditors;</p> <p>(g) review the system of internal controls, financial controls and risk management with the internal and external auditors;</p> <p>(h) review the co-operation given by the Management to the external auditors and the internal auditors, where applicable;</p> <p>(i) keep abreast of changes in accounting standards and issues which have a direct impact on financial statements;</p> <p>(j) review the assurance provided by the MD and the CFO regarding the financial records being properly maintained and the financial statements giving a true and fair view of the Company's operations and finances;</p> <p>(k) participate in the appointment, replacement or dismissal of the head of internal audit or, if an external party, the internal auditors;</p>
-----------------------	--	---

	<p>(e) reviewing the adequacy, effectiveness, independence, scope and results of the external audit and the company's internal audit function; and</p> <p>(f) reviewing the policy and arrangements for concerns about possible improprieties in financial reporting or other matters to be safely raised, independently investigated and appropriately followed up on. The company publicly discloses, and clearly communicates to employees, the existence of a whistle-blowing policy and procedures for raising such concerns.</p>	<p>(l) review the Group's compliance with such functions and duties as may be required under the relevant statutes, the Catalist Rules or the HK Listing Rules, including such amendments made thereto from time to time;</p> <p>(m) review and approve interested person transactions and connected person transactions, and review procedures thereof;</p> <p>(n) review potential conflicts of interest (if any) and to set out a framework to resolve or mitigate any potential conflicts of interests;</p> <p>(o) review the risk management framework with a view to providing an independent oversight on the Group's financial reporting, the outcome of such review to be disclosed in the annual reports or, where the findings are material, announced immediately via SGX-ST and the SEHK;</p> <p>(p) investigate any matters within its terms of reference;</p> <p>(q) review the policy and arrangements, by which the staff or any third-party may, in confidence, raise concerns about possible improprieties including matters of financial reporting and to ensure that arrangements are in place for the independent investigations of such matter and for appropriate follow-up;</p> <p>(r) where the AC deems necessary or as delegated by the Board, to commission and review the findings of any internal investigations into matters where there is any suspected fraud or irregularity, or failure of internal controls or suspected infringement of any applicable law, rule or regulation and to consider the Management's response to these findings;</p> <p>(s) make recommendations to the Board on establishing an adequate, effective and independent internal audit function;</p> <p>(t) report to the Board its findings from time to time on matters arising and requiring the attention of the AC or to undertake such other reviews and projects as may be requested by the Board; and</p> <p>(u) undertake such other functions and duties as may be required by the laws of Hong Kong, the laws of Singapore, the HK Listing Rules or the Catalist Rules, and by such amendments made thereto from time to time.</p>
--	--	---

## REPORT ON CORPORATE GOVERNANCE

		<p><u>Whistle-blowing Policy</u></p> <p>The Company's whistle-blowing policy serves to encourage and to provide a channel for staff of the Group and any external parties to report and raise, in good faith and in confidence, their concerns about possible improprieties in matters of financial reporting or other matters. To facilitate independent investigation of such matters and appropriate follow up actions, all whistle-blowing reports are directed to the AC Chairman via a dedicated email address (gary.chan@lhngroup.com.sg). The whistle-blowing policy has been communicated to all staff and it has also been posted on the Company's website at www.lhngroup.com.</p> <p>The AC has explicit authority to investigate any matter within its terms of references. It has full access to Management and full discretion to invite any Director or key management personnel to attend its meetings, and to be provided with reasonable resources to enable it to discharge its functions properly. The Executive Directors and key management personnel, as and when required, were invited to be present at the AC meetings to report and brief the AC members on the financial and operating performance of the Group and to answer any queries from the AC members on any aspect of the operations of the Group.</p> <p>During FY2021, the AC reviewed the Group's unaudited interim results for the six months ended 31 March 2021 and the unaudited full year results announcement and audited annual results for the year ended 30 September 2021.</p>
Provision 10.2	<p>The AC comprises at least three directors, all of whom are non-executive and the majority of whom, including the AC Chairman, are independent. At least two members, including the AC Chairman, have recent and relevant accounting or related financial management expertise or experience.</p>	<p>The AC currently comprises Mr. Chan Ka Leung Gary (Chairman), Ms. Ch'ng Li-Ling and Mr. Eddie Yong, all of whom are INEDS.</p> <p>The Board is of the view that the AC members have adequate accounting or related financial management expertise and experience to discharge the AC's functions. In this regard, in compliance with Provision 10.2 of the SG Corporate Governance Code, at least two members, including the AC Chairman, have recent relevant accounting or related financial management expertise or experience. In particular, Mr. Chan Ka Leung Gary has more than 18 years of experience in accounting, corporate finance, private equity and financial consultations and holds a Chartered Account certification in Canada since 2000. Mr. Eddie Yong has over 40 years of experience in various aspects of real estate businesses, including (among others) asset management, and the Board considers that Mr. Eddie Yong has had sufficient experience in relation to financial management this regard. Ms. Ch'ng Li-Ling is the head of financial services (regulatory) practice in her law firm, and provides advice to financial institutions, FinTech firms on capital-raising and acquisitions, among others, and the Board considers Ms. Ch'ng Li-Ling to have a good understanding of the accounting/financial management aspects of a business.</p> <p>Furthermore, Mr. Chan Ka Leung Gary (Chairman) also possesses the appropriate professional qualification and accounting expertise as required under Rule 3.10(2) of the HK Listing Rules.</p>

Provision 10.3	<p>The AC does not comprise former partners or directors of the company's existing auditing firm or auditing corporation: (a) within a period of two years commencing on the date of their ceasing to be a partner of the auditing firm or director of the auditing corporation; and in any case, (b) for as long as they have any financial interest in the auditing firm or auditing corporation.</p>	<p>None of the AC members including their respective immediate family members were previous partners or directors of the Company's external audit firm within the last two (2) years and none of the AC members hold any financial interest in the existing external audit firm engaged by the Company.</p>
Provision 10.4	<p>The primary reporting line of the internal audit function is to the AC, which also decides on the appointment, termination and remuneration of the head of the internal audit function. The internal audit function has unfettered access to all the company's documents, records, properties and personnel, including the AC, and has appropriate standing within the company.</p>	<p>The AC relies on reports from the Management, external and internal auditors on any material non-compliance and internal control weaknesses. Thereafter, the AC oversees and monitors the implementations thereto.</p> <p>Currently, the Group has outsourced its internal audit function to Ernst &amp; Young Advisory Pte. Ltd. (the "IA") which reports directly to the AC. The IA has an administrative reporting function to Management where planning, co-ordinating, managing and implementing internal audit work cycle are concerned. The work undertaken by the IA, are carried out in accordance with the standards set by internationally recognised professional bodies including Standards for the Professional Practice of Internal Auditing set by the Institute of Internal Auditors. The IA will report their audit findings and recommendations directly to the AC. The IA has unfettered access to all the Group's documents, records, properties and personnel, including access to the AC.</p> <p>In FY2021, the AC has reviewed and approved the internal audit plan to ensure the adequacy of the scope of audit, the IA's reports, and proposed follow-up actions implemented by the Management and has noted that the necessary co-operation required from the Management has been provided to enable the IA to perform its function effectively. In addition, the experience of the IA has been reviewed, including the assigned engagement personnel's experience and is satisfied that the IA is adequately qualified (given, inter alia, its adherence to standards set by internationally recognised professional bodies) and resourced, and has the appropriate standing in the Company to discharge its duties effectively. As such, the AC is of the view that the internal audit function of the Company is independent, effective and adequately resourced for FY2021.</p>

## REPORT ON CORPORATE GOVERNANCE

Provision 10.5	The AC meets with the external auditors, and with the internal auditors, in each case without the presence of Management, at least annually.	The AC met up with the internal auditors and the external auditors without the presence of Management in November 2021 to discuss, among others, matters relating to FY2021, including among others, to review the announcement of the unaudited results for the financial year ended 30 September 2021, to review the independence of the internal controls function, adequacy of internal controls addressing financial, operational and compliance risks, to review and approve interested person transactions and connected transactions for the relevant financial period. The external auditors and internal auditors were also invited to be present at AC meetings, as and when required, held during FY2021 to, inter alia, answer or clarify any matter on accounting and auditing or internal controls (as the case may be). The Board considers the regular annual meeting sufficient to monitor integrity of the issuer's financial statements, the annual report and accounts, and to review any significant financial reporting judgments contained in them.												
General	AC's annual review of the independence/ re-appointment of the EA.	<p>The aggregate amount of fees paid or payable to PricewaterhouseCoopers LLP ("PwC") for FY2021 are as follows:</p> <table border="1" data-bbox="667 913 1417 1099"> <thead> <tr> <th>Description of Services</th> <th>Amount</th> <th>Percentage</th> </tr> </thead> <tbody> <tr> <td>Audit fees</td> <td>S\$541,000</td> <td>67%</td> </tr> <tr> <td>Non-audit fees</td> <td>S\$265,000</td> <td>33%</td> </tr> <tr> <td>Total</td> <td>S\$806,000</td> <td>100%</td> </tr> </tbody> </table> <p>The AC has reviewed the non-audit services provided by PwC to the Group. As the non-audit services rendered by PwC relates to advisory services, the Board, with the concurrence of the AC, is of the opinion that the independence and objectivity of the external auditors have not been affected due to the following reasons:</p> <ul style="list-style-type: none"> <li>The non-audit services are within the permitted scope of services under section 290.219A of the Code of Professional Conduct and Ethics for Public Accountants and Accounting Entities in the Fourth Schedule of the Accountants (Public Accountants) (Amendment) Rules 2015.</li> <li>The audit engagement team was not involved in any management decision making and its role were limited to providing advisory and review services based on the objective assessment of the facts.</li> </ul> <p>The AC and the Board are of the view that the audit firms engaged by the Group are adequately resourced and registered with the Accounting and Corporate Regulatory Authority or registered with and/or regulated by an independent audit oversight body acceptable to the SGX-ST. The Financial Reporting Council and the SEHK has accepted PwC as the registered public interest auditor to act as the Company's Auditors to audit its annual accounts pursuant to Rule 19.20 of the HK Listing Rules. The AC has recommended to the Board the re-appointment of PwC as external auditors of the Company at the forthcoming AGM of the Company.</p>	Description of Services	Amount	Percentage	Audit fees	S\$541,000	67%	Non-audit fees	S\$265,000	33%	Total	S\$806,000	100%
Description of Services	Amount	Percentage												
Audit fees	S\$541,000	67%												
Non-audit fees	S\$265,000	33%												
Total	S\$806,000	100%												
General	What are the AC's activities or the measures it has taken to keep abreast of changes to accounting standards and issues which have a direct impact on financial statements?	During FY2021, the AC was provided with information such as updates on the changes to the financial reporting standards by the external auditors in the course of their report to the AC.												



STAKEHOLDER RIGHTS AND ENGAGEMENT		
Shareholders' Rights		
Principle 11	The company treats all shareholders fairly and equitably in order to enable them to exercise shareholders' rights and have the opportunity to communicate their views on matters affecting the company. The company gives shareholders a balanced and understandable assessment of its performance, position and prospects.	The Company has complied with Principle 11. Please refer to Sections 11.1 to 11.6 below for more details and instances of the Company's compliance with such principle.
Provision 11.1	The company provides shareholders with the opportunity to participate effectively in and vote at general meetings of shareholders and informs them of the rules governing general meetings of shareholders.	<p>The Company's corporate governance practices promote the fair and equitable treatment to all Shareholders.</p> <p><u>Participation in/Information in respect of General Meetings</u></p> <p>At the general meetings of the Company (if such meetings are to be held physically) or prior to the general meetings of the Company held virtually and in accordance with the COVID-19 (Temporary Measures) (Alternative Arrangements for Meetings for Companies, Variable Capital Companies, Business Trusts, Unit Trusts and Debenture Holders) Order 2020 ("<b>COVID-19 (Temporary Measures) Order 2020</b>") and Prevention and Control of Disease (Prohibition on Group Gathering) Regulation (Chapter 599G) (the "<b>PCD Regulation</b>"), Shareholders will be given the opportunity to air their views and ask Directors or Management questions regarding the Company and the Group. In the event the general meetings are to be held virtually, the Company will ensure that all substantial and relevant questions will be addressed by the Directors and/or management prior to, or at, general meetings. The Company and Directors will also address any subsequent clarifications sought, or follow-up questions, prior to, or at, general meetings in respect of substantial and relevant matters.</p> <p>Prior to the general meetings, the circular containing the notice of AGM will be sent together with the Annual Report, released on SGX-ST's, the SEHK's and on the Company's website as well as published in the newspapers in Singapore and Hong Kong to inform shareholders of the upcoming meeting, save as otherwise exempted under the COVID-19 (Temporary Measures) Order 2020.</p> <p>The Board and the Management will also be present (with the auditors in attendance) to address any relevant queries the Shareholders may have. The Company will prepare the minutes of the AGM which would include substantial or relevant comments from Shareholders, if any, and these minutes of the AGM will be made available to Shareholders. Please refer to Section 11.5 for more information on how the minutes are made available.</p>

## REPORT ON CORPORATE GOVERNANCE

		<p><u>Voting at General Meetings</u></p> <p>The Constitution does not allow for absentia voting at general meetings of Shareholders as authentication of Shareholder identity information and other related security issues remains a concern. However, the Constitution does allow a shareholder (who is not a relevant intermediary, as defined in Section 181(6) of the Companies Act) to vote either in person or appoint not more than two proxies to attend and vote in his stead. Such proxy to be appointed need not be a Shareholder. Pursuant to the Companies (Amendment) Act 2014, a shareholder of the Company who is a relevant intermediary (as defined in Section 181(6) of the Companies Act), may appoint more than two proxies to attend, speak and vote at the AGM.</p> <p>Pursuant to Catalist Rule 730A(2) and Rule 13.39(4) of the HK Listing Rules, all resolutions will be put to vote by way of a poll at the forthcoming AGM, and their detailed results will be announced via the website of the SGX-ST and SEHK after the conclusion of the AGM. In respect of general meetings of the Company held virtually and in accordance with the COVID-19 (Temporary Measures) Order 2020 and the PCD Regulation, Shareholders can vote by way of appointment of the chairman of such general meeting as proxy, by depositing the instrument of proxy by post or by email in the manner as stated in the notice of the general meeting.</p> <p><u>How Shareholders can convene an extraordinary general meeting (“EGM”)</u></p> <p>Under the Constitution, Directors may in general, whenever they think fit, convene EGMs. Under Section 176 of the Companies Act, however, Directors must notwithstanding anything in its Constitution, on the requisition of Shareholders holding not less than 10% of the total paid-up capital of a company at the date of the deposit of the requisition, immediately proceed to convene an extraordinary general meeting to be held as soon as practicable but, in any case, not later than two months after receipt by the company of the requisition.</p> <p>Pursuant to the Companies Act, the Board shall convene an EGM on requisition:</p> <p>(a) The Directors of the Company, notwithstanding anything in its Constitution, shall, on the requisition of members holding at the date of the deposit of the requisition not less than 10% of such of the paid-up capital as at the date of the deposit carries the right of voting at general meetings immediately proceed to duly convene an EGM to be held as soon as practicable but in any case, not later than 2 months after the receipt by the Company of the requisition.</p> <p>(b) The requisition shall state the objects of the meeting and shall be signed by the requisitionists and deposited at the registered office of the Company and may consist of several documents in like form each signed by one or more requisitionists.</p>
--	--	---

		<p>(c) If the Directors do not within 21 days after the date of the deposit of the requisition proceed to convene a meeting the requisitionists, or any of them representing more than 50% of the total voting rights of all of them, may themselves, in the same manner as nearly as possible as that in which meetings are to be convened by Directors convene a meeting, but any meeting so convened shall not be held after the expiration of 3 months from that date.</p> <p>(d) Any reasonable expenses incurred by the requisitionists by reason of the failure of the Directors to convene a meeting shall be paid to the requisitionists by the Company, and any sum so paid shall be retained by the company out of any sums due or to become due from the Company by way of fees or other remuneration in respect of their services to such of the Directors as were in default.</p> <p>(e) A meeting at which a special resolution is to be proposed shall be deemed not to be duly convened by the Directors if they do not give such notice thereof as is required by the Statues in the case of special resolutions.</p>
Provision 11.2	The company tables separate resolutions at general meetings of shareholders on each substantially separate issue unless the issues are interdependent and linked so as to form one significant proposal. Where the resolutions are “bundled”, the company explains the reasons and material implications in the notice of meeting.	Resolutions submitted at the Shareholders’ meetings are separate and not bundled or made inter-conditional on each other unless the issues are interdependent and linked so as to form one significant proposal. Where the resolutions are bundled, the Company will explain the reasons and material implications. The tabling of separate resolutions gives Shareholders the right to express their views and exercise their voting rights on each resolution separately. Information is also provided on each resolution to enable Shareholders to exercise their vote on an informed basis.
Provision 11.3	All directors attend general meetings of shareholders, and the external auditors are also present to address shareholders’ queries about the conduct of audit and the preparation and content of the auditors’ report. Directors’ attendance at such meetings held during the financial year is disclosed in the company’s annual report.	<p>As set out in Section 11.1, the Board and the Management will also be present (with the auditors in attendance) to address any relevant queries the Shareholders may have. Where necessary, the Company will also seek the external auditors’ response to queries from shareholders in respect of matters pertaining to the audit in the event that such queries were received prior to the AGM.</p> <p>All Directors and external auditors had attended the AGM held in FY2021 and there was no extraordinary general meeting conducted in FY2021.</p>

## REPORT ON CORPORATE GOVERNANCE

Provision 11.4	The company's Constitution (or other constitutive documents) allow for absentia voting at general meetings of shareholders.	As set out in Section 11.1, the Company's Constitution does not allow for absentia voting at general meetings of Shareholders as authentication of Shareholder identity information and other related security issues remains a concern. However, the Constitution of the Company does allow a shareholder (who is not a relevant intermediary, as defined in Section 181(6) of the Companies Act) to vote either in person or appoint not more than two proxies to attend and vote in his stead. Such proxy to be appointed need not be a Shareholder. Pursuant to the Companies (Amendment) Act 2014, a shareholder of the Company who is a relevant intermediary (as defined in Section 181(6) of the Companies Act), may appoint more than two proxies to attend, speak and vote at the AGM.
Provision 11.5	The company publishes minutes of general meetings of shareholders on its corporate website as soon as practicable. The minutes record substantial and relevant comments or queries from shareholders relating to the agenda of the general meeting, and responses from the Board and Management.	The proceedings of the general meetings are properly recorded, including all comments and/or queries from shareholders relating to the agenda of the meeting and responses from the Board, Management or External Auditors to such comments and/or queries. All minutes of general meetings will be posted on the Company's website as soon as practicable. The Company also ensures that all material information relating to the Group is disclosed in an accurate and timely manner through publication on SGX-ST's and the SEHK's website and is made available to everyone, including Shareholders. In addition, the minutes of the AGM in respect of FY2021 would be released on the corporate website and on the SGX-ST'S website within one (1) month from the date of the AGM, in accordance with the COVID-19 (Temporary Measures) Order 2020.
Provision 11.6	The company has a dividend policy and communicates it to shareholders.	<p>The Company has adopted a policy on payment of dividends on 1 January 2019 ("<b>Dividend Policy</b>") in compliance with E.1.5 of the HK Corporate Governance Code and SG Corporate Governance Code as revised in 2018, which establishes an appropriate procedure on declaring and recommending the dividend payment of the Company.</p> <p>The Company will declare and/or recommend the payment of dividends to shareholders after considering the Company's ability to pay dividends, which will depend upon, among other things, its cash flow, general business conditions and strategies, current and future operations, statutory, contractual and regulatory restrictions and so on. The Board has complete discretion on whether to pay a dividend, subject to shareholders' approval, where applicable. Even if the Board decides to recommend and pay dividends, the form, frequency and amount will depend upon the operations and earnings, capital requirements and surplus, general financial condition, contractual restrictions and other factors of and affecting the Group. The Board may also consider declaring special dividends from time to time, in addition to the interim and/or final dividends.</p> <p>The Company shall review and reassess the Dividend Policy and its effectiveness on a regular basis or as required.</p> <p>In accordance with the Dividend Policy, the Board has proposed a final tax exempt (one-tier) dividend of 1.0 Singapore cent (S\$0.01) (equivalent to 5.7 Hong Kong cents (HK\$0.0570)) per ordinary share for FY2021 which will be subject to shareholders' approval at the forthcoming AGM. Please refer to the "Notice of Annual General Meeting" as set out in the circular of the AGM dated 30 December 2021.</p>

<b>Engagement with Shareholders</b>		
Principle 12	The company communicates regularly with its shareholders and facilitates the participation of shareholders during general meetings and other dialogues to allow shareholders to communicate their views on various matters affecting the company.	The Company is of the view that it has communicated regularly with its shareholders and facilitated the participation of shareholders during general meetings and other dialogues to allow shareholders to communicate their views on various matters affecting the Company, in accordance with Principle 12. Please refer to Sections 12.1 to 12.3 below for more details and instances of the Company's compliance with such principle.
Provision 12.1	The company provides avenues for communication between the Board and all shareholders and discloses in its annual report the steps taken to solicit and understand the views of shareholders.	<p>The Company strives to disclose information on a timely basis to shareholders and ensure any disclosure of price sensitive information is not made to a selective group. The information is communicated to our shareholders via:</p> <ul style="list-style-type: none"> <li>• annual reports – the Board strives to include all relevant information about the Group, including future developments and disclosures required by the Companies Act, Financial Reporting Standards, the Catalist Rules and the HK Listing Rules;</li> <li>• SGX-ST, SEHK and press releases on major developments of the Group. SGX-ST and SEHK disclosures and press releases of the Group are also available on the Company's website at <a href="http://www.lhngroup.com">www.lhngroup.com</a>.</li> </ul> <p>A copy of the Annual Report for FY2021 is made available on the Company's website (<a href="http://www.lhngroup.com">www.lhngroup.com</a>) and published via the websites of the SGX-ST and the SEHK, together with the Circular containing the notice of AGM for FY2021.</p>
Provision 12.2  Provision 12.3	<p>The company has in place an investor relations policy which allows for an ongoing exchange of views so as to actively engage and promote regular, effective and fair communication with shareholders.</p> <p>The company's investor relations policy sets out the mechanism through which shareholders may contact the company with questions and through which the company may respond to such questions.</p>	<p>The Company has in place an Investor Relations Policy to ensure the dissemination of material information in a timely and useful manner to shareholders, analysts, the media, and other investors and aims to raise awareness and understanding of the company's business amongst the investing public.</p> <p>In accordance with the policy of the Company, the Company ensures that, among others:</p> <ul style="list-style-type: none"> <li>– Circulars and notices in respect of annual general meetings and extraordinary general meetings are released on the websites of the SGX-ST and the SEHK, as well as on the Company's website, and newspaper in Singapore and Hong Kong.</li> <li>– Shareholders are encouraged to participate in general meetings or to appoint proxies to attend and vote at the meetings for and on their behalf if they are unable to attend the meetings.</li> <li>– The chairman of the Board and other Board members, chairmen of board committees or their delegates, the Company's senior management and external auditors shall attend the annual general meetings to answer Shareholders' questions (if any).</li> <li>– The Company engages its Shareholders and the investment community via Company reports and announcements, such as timely financial reporting, sustainability reporting and other announcements in accordance with the relevant rules of SGX-ST and SEHK.</li> </ul>

## REPORT ON CORPORATE GOVERNANCE

		<ul style="list-style-type: none"> <li>– Any information or documents of the Company posted on the websites of the SGX-ST (<a href="http://www.sgx.com">www.sgx.com</a>) and the SEHK (<a href="http://www.hkexnews.hk">www.hkexnews.hk</a>) will also be published on the Company's website (<a href="http://www.lhngroup.com">www.lhngroup.com</a>) under the "Investor Relations" section. Such information includes financial statements, results announcements, circulars and notices of general meetings, etc.. In this regard, the Company wishes to inform that it also has a dedicated investor relations section within its corporate website, which allows the public to subscribe and receive alerts whenever an announcement is posted on the website.</li> <li>– The Company meets with investors, the media and analysts at appropriate times, where the Company also ensures strict adherence with our continuous disclosure obligations.</li> <li>– The Company stays connected with its investors/Shareholders by soliciting feedback from and addressing the concerns of investors/Shareholders (including institutional and retail investors) via a dedicated investor relations email: <a href="mailto:enquiry@lhngroup.com.sg">enquiry@lhngroup.com.sg</a>.</li> </ul> <p>Alternatively, investors/Shareholders may also send their enquiries and concerns in writing to the Board/Joint Company Secretary by addressing them to the Company at our registered office in Singapore or principal place of business in Hong Kong or by email through the Company's website. The Company addresses such enquiries and concerns as soon as practicable.</p>
--	--	---

### MANAGING STAKEHOLDER RELATIONSHIPS

#### Engagement with Stakeholders

Principle 13	The Board adopts an inclusive approach by considering and balancing the needs and interests of material stakeholders, as part of its overall responsibility to ensure that the best interests of the company are served.	The Board is of the view that it has adopted an inclusive approach by considering and balancing the needs and interests of material stakeholders, so as to ensure that the best interests of the Company are served. Please refer to Sections 13.1 to 13.3 below for more details and instances of the Company's compliance with such principle.
Provision 13.1	The company has arrangements in place to identify and engage with its material stakeholder groups and to manage its relationships with such groups.	The Company takes a strategic and pragmatic approach in managing stakeholders' expectations to support its long-term strategy. Please refer to the section " <i>Relationship with Stakeholders</i> " on page 90 of the Annual Report for details. As set out earlier, the Company is gradually placing emphasis on sustainability and sustainability risks and would implement appropriate policies and programmes when the opportunities arise. Further details on our environmental, social and corporate governance policies will be disclosed in our FY2021 Sustainability Report to be published by 28 February 2022.
Provision 13.2	The company discloses in its annual report its strategy and key areas of focus in relation to the management of stakeholder relationships during the reporting period.	More information on the Group's material stakeholders, sustainability efforts (including its strategy and key areas of focus), and performance in this regard will be set out in the Sustainability Report in respect of FY2021, to be published on the SGX-ST no later than 28 February 2022.

Provision 13.3	The company maintains a current corporate website to communicate and engage with stakeholders.	The Company maintains its corporate website at <a href="http://www.lhngroup.com">www.lhngroup.com</a> to communicate and engage with stakeholders.
<b>COMPLIANCE WITH APPLICABLE CATALIST RULES</b>		
<b>Catalist Rule</b>	<b>Rule Description</b>	<b>Company's Compliance or Explanation</b>
711A and 711B	Sustainability Reporting	The sustainability report for financial year ended 30 September 2021 will be published on a standalone basis by 28 February 2022.
712, 715 or 716	Appointment of auditors	The Group has not appointed different auditors for its subsidiaries and significant associated companies during the financial year under review. As such, the Company confirms its compliance to the Catalist Rules 712 and 715.
1204(8)	Material contracts	Save for the service agreements entered with the Directors, there was no other material contract involving the interests of any Director or controlling shareholders of the Company which has been entered into by the Group, which are either still subsisting at the end of FY2021 or if not then subsisting, entered into since the end of the previous financial year.
1204(10)	Confirmation of adequacy of internal controls	As set out earlier, based on the framework of risk management and internal controls established and maintained by the Management, reviews carried out by the AC, the report on the enterprise risk management of the Group, work performed by the IA and EA, and assurance from the Management, the Board, with the concurrence of the AC, is of the opinion that the Group's risk management systems and system of internal controls (including financial, operational, compliance and information technology controls) were adequate and effective for FY2021.
1204(10C)	AC's comment on Internal Audit Function	As set out earlier, the AC has reviewed and approved the internal audit plan to ensure the adequacy of the scope of audit, the IA's reports, proposed follow-up actions implemented by the Management and has noted that the necessary co-operation required from the Management has been provided to enable the IA to perform its function effectively. In addition, the experience of the IA has been reviewed, including the assigned engagement personnel's experience and is satisfied that the IA is adequately qualified (given, inter alia, its adherence to standards set by internationally recognised professional bodies) and resourced, and has the appropriate standing in the Company to discharge its duties effectively. As such, the AC is of the view that the internal audit function of the Company is independent, effective and adequately resourced for FY2021.

## REPORT ON CORPORATE GOVERNANCE

1204(17)	Interested persons transaction (“IPT”)	<p>The Company has established procedures to ensure that all transactions with interested persons complies with Chapter 9 of the Catalist Rules and Chapter 14A of the HK Listing Rules and are reported on a timely manner to the AC and that the transactions are carried out on normal commercial terms and are not prejudicial to the interests of the Company and its minority shareholders. Details are set out in the circular which accompanies the Annual Report in the section ‘Renewal of the Shareholders’ Mandate for Interested Person Transactions’.</p> <table border="1" data-bbox="668 622 1422 1021"> <thead> <tr> <th data-bbox="668 622 884 976">Name of Interested Person</th> <th data-bbox="884 622 1139 976">Aggregate Value of all interested person transactions during the financial year under review (excluding transactions less than S\$100,000 and transactions conducted under shareholders’ mandate pursuant to Rule 920)</th> <th data-bbox="1139 622 1422 976">Aggregate Value of all interested person transactions conducted during the financial year under the shareholders’ mandate pursuant to Rule 920 (excluding transactions less than S\$100,000)</th> </tr> </thead> <tbody> <tr> <td data-bbox="668 976 884 1021"><b>Total</b></td> <td data-bbox="884 976 1139 1021">Nil</td> <td data-bbox="1139 976 1422 1021">Nil</td> </tr> </tbody> </table> <p><b>Note:</b> There were interested person transactions in FY2021 but the individual transactions were less than S\$100,000.</p>	Name of Interested Person	Aggregate Value of all interested person transactions during the financial year under review (excluding transactions less than S\$100,000 and transactions conducted under shareholders’ mandate pursuant to Rule 920)	Aggregate Value of all interested person transactions conducted during the financial year under the shareholders’ mandate pursuant to Rule 920 (excluding transactions less than S\$100,000)	<b>Total</b>	Nil	Nil
Name of Interested Person	Aggregate Value of all interested person transactions during the financial year under review (excluding transactions less than S\$100,000 and transactions conducted under shareholders’ mandate pursuant to Rule 920)	Aggregate Value of all interested person transactions conducted during the financial year under the shareholders’ mandate pursuant to Rule 920 (excluding transactions less than S\$100,000)						
<b>Total</b>	Nil	Nil						
1204(19)	Dealing in securities	<p>The Company has adopted an internal code on dealings in securities, which has been disseminated to all Directors and officers within the Group. The Company will also send a notification via email to notify all its Directors and officers at least a day prior to the close of window for trading of the Company’s securities.</p> <p>Commencing on the HK Listing Date, the Company had also updated its policy with the requirements set out in the Model Code for Securities Transactions by Directors of Listed Issuers (the “<b>Model Code</b>”) as set out in Appendix 10 to the HK Listing Rules which is also applicable to its employees who are likely to be in possession of unpublished inside information (the “<b>Relevant Employees</b>”). The Company confirms that specific enquiry has been made to all the Directors and the Relevant Employees and all have confirmed that they have complied with the Model Code for the FY2021 and up to the date of this report.</p> <p>The Company, Directors, officers and employees have been informed not to deal in the Company’s securities at all times whilst in possession of unpublished price sensitive information and during the periods commencing:</p> <ul style="list-style-type: none"> <li>(a) 30 days immediately preceding the publication date of the announcement of the Company’s half-year results of its financial year or, if shorter, the period from the end of the relevant half-year period up to the publication date of the results; and</li> <li>(b) 60 days immediately preceding the publication date of the announcement of the Company’s full-year results or, if shorter, end of financial year and up to the publication date of the results.</li> </ul> <p>Directors, officers and employees have also been directed to refrain from dealing in the Company’s securities on short-term considerations.</p>						



1204(21)	Non-sponsor fees	For FY2021, the Company paid to its sponsor, PrimePartners Corporate Finance Pte. Ltd. fees of S\$20,000 for advisory services rendered.										
1204(22)	Use of proceeds	<p>Pursuant to placement agreement dated 10 June 2021 which was completed on 24 June 2021, the Company allotted and issued 6,500,000 ordinary shares at a price of S\$0.3351 (equivalent to HK\$1.9638) per share and raised approximately S\$2.2 million in total gross proceeds. The net proceeds (after deducting related professional fees and related expenses) from the placement was approximately S\$2.1 million (the “<b>Net Proceeds</b>”).</p> <p>A breakdown of the Net Proceeds utilised for working capital as at the date of this Annual Report is as follows:</p> <table border="1"> <thead> <tr> <th>Use of Net Proceeds</th> <th>Amount Utilised</th> </tr> <tr> <td></td> <td>S\$'000</td> </tr> </thead> <tbody> <tr> <td>Professional fees</td> <td>17</td> </tr> <tr> <td>Renovation costs for properties under the Space Optimisation Business</td> <td>2,056</td> </tr> <tr> <td><b>Total</b></td> <td><b>2,073</b></td> </tr> </tbody> </table> <p>The use of the Net Proceeds is in accordance with the intended use as disclosed in the Company’s announcement dated 24 June 2021. The Company has fully utilised the Net Proceeds.</p>	Use of Net Proceeds	Amount Utilised		S\$'000	Professional fees	17	Renovation costs for properties under the Space Optimisation Business	2,056	<b>Total</b>	<b>2,073</b>
Use of Net Proceeds	Amount Utilised											
	S\$'000											
Professional fees	17											
Renovation costs for properties under the Space Optimisation Business	2,056											
<b>Total</b>	<b>2,073</b>											
–	Non-competition undertaking from controlling shareholders	The controlling shareholders of the Company gave a non-competition undertaking in favour of the Company and confirm that they and their close associates have not breached the terms of the undertaking contained in the Non-competition Deed during FY2021. The Board comprising all the INEDs, based on the written confirmation provided by the controlling shareholders, is of the view that the controlling shareholders have been in compliance with the non-competition undertaking in favour of the Company during FY2021.										
–	Company Secretary	<p>Mr. Ng Chit Sing (“<b>Mr. Ng</b>”) resigned as the Joint Company Secretary of the Company with effect from 8 October 2021. Following the resignation of Mr. Ng, Mr. Chong Eng Wee (“<b>Mr. Chong</b>”), being the other existing Joint Company Secretary of the Company, remains in office and acts as the sole Company Secretary of the Company.</p> <p>Ms. Yeo Swee Cheng, Chief Financial Officer, is the primary contact person to Mr. Chong at the Company in respect of any compliance and company secretarial matters of the Company in Singapore and Hong Kong, respectively.</p> <p>During FY2021, Mr. Chong has undertaken not less than 15 hours of relevant professional training in compliance with Rule 3.29 of the HK Listing Rules.</p>										
–	Changes to the Constitution	During FY2021, there were no changes to the Constitution.										

# DIRECTORS' STATEMENT

FOR THE FINANCIAL YEAR ENDED 30 SEPTEMBER 2021

The directors (the “**Directors**”) of LHN Limited (the “**Company**”, together with its subsidiaries, the “**Group**”) are pleased to present their statement to the members together with the audited consolidated financial statements of the Group for the financial year ended 30 September 2021 (“**FY2021**”) and the statement of financial position of the Company as at 30 September 2021.

In the opinion of the Directors:

- (a) the accompanying consolidated financial statements of the Group and the statement of financial position of the Company together with the notes thereon, as set out on pages 96 to 179 of this annual report, are drawn up so as to give a true and fair view of the financial position of the Group and of the Company as at 30 September 2021 and the financial performance, changes in equity and cash flows of the Group for the year ended on that date; and
- (b) at the date of this statement, there are reasonable grounds to believe that the Company will be able to pay its debts and any current liabilities within 12 months from the date of this statement as and when they fall due.

## 1. PRINCIPAL ACTIVITIES

The principal activity of the Company is investment holding. The activities of its principal subsidiaries are set out in Note 18.

## 2. OPERATIONS AND FINANCIAL REVIEW

Details of the operations and financial review of the Group are set out under the section headed “Business Review” on pages 20 to 21 of this annual report and the section headed “Financial Review” on pages 22 to 29 of this annual report, respectively. The above forms part of the Directors’ Statement.

## 3. RESULTS AND APPROPRIATIONS

The results of the Group for the year are set out in the consolidated statements of profit or loss and total comprehensive income on page 96 of this annual report.

Subsequent to the end of the reporting period, a final dividend of 1.0 Singapore cent (equivalent to 5.70 Hong Kong cents) per ordinary share of the Company for the year ended 30 September 2021 (the “**Final Dividend**”) has been proposed by the Directors and is subject to the approval by the shareholders of the Company (the “**Shareholders**”) in the forthcoming annual general meeting to be held at 10:00 a.m. on 28 January 2022 (Singapore time) (the “**AGM**”). Upon Shareholders’ approval at the AGM, the proposed Final Dividend will be paid on Thursday, 24 February 2022, to the Shareholders whose names shall appear on the register of members of the Company on Thursday, 10 February 2022 (close of business). Please refer to the announcement of the Company dated 26 November 2021 relating to the notice of record date and Final Dividend date for details.

## 4. FINANCIAL SUMMARY AND HISTORICAL FINANCIAL KEY PERFORMANCE INDICATORS

A summary of the results and of the assets and liabilities of the Group and details of the key financial performance indicators to the performance of the Group business for the past five financial years is set out on page 19 of this annual report.

## 5. PRINCIPAL RISKS AND UNCERTAINTIES

The business of the Group is subject to numerous risks and uncertainties. The following is a summary of some of the principal risks and uncertainties affecting our business for the financial year ended 30 September 2021 and onwards:

- (i) **Ability to renew or re-tender for master leases for the space optimisation business:** The Group’s space optimisation business is the Group’s principal business segment. For the space optimisation business, the Group has primarily obtained the properties through master leases. If the Group is unable to renew any of the master leases or successfully re-tender for any of its properties, it takes time and cost for the Group to identify new properties, obtain the properties and perform the optimisation work to launch in the market to replace the properties that it has returned to the landlord. Furthermore, it takes time to build up the tenancy for our new managed properties. These may disrupt the Group’s normal business operations and cause the Group to suffer additional costs which can have a material and adverse effect on its business, results of operations, financial condition and prospects.

## 5. PRINCIPAL RISKS AND UNCERTAINTIES (CONT'D)

- (ii) **Ability to renew tenancy agreements with the tenants of the Group at commercially acceptable term:** The Group leases its properties to its tenants pursuant to tenancy agreements. The Group will negotiate with the tenants for the new terms for the lease renewal if they will stay on as its tenants towards the expiry. The new terms will be subject to the prevailing market conditions and movements in property prices in general. Furthermore, there is no guarantee that the tenants will continue to lease the properties from the Group or that the Group can renew the leases at commercially acceptable terms. If the Group's existing tenants cease to lease properties from it, it may be unable to secure new tenants or will incur additional costs such as marketing costs to secure new tenants in respect of those properties and its business, results of operations, financial condition and prospects may be adversely affected.
- (iii) **Application of IFRS 16 on leases:** With the adoption of IFRS 16, the impact on the Group's consolidated statements of profit or loss is primarily the recognition of fair value gains and losses for the right-of-use asset (investment property), depreciation on right-of-use asset (property, plant and equipment), gains from net investment in subleases and interest expense on the lease liability. In addition, when the sublease is assessed as a finance lease, the Group derecognises the right-of-use asset relating to the head lease that it transfers to the sublessee and recognised the net investment in the sublease within "Lease receivables". Any differences between the right-of-use asset derecognised and the net investment in sublease is recognised in profit or loss. Lease liability relating to the head lease is retained in the balance sheet, which represents the lease payments owed to the head lessor. As significant judgement is required in the assumptions and estimates made in order to determine the right of use assets and lease liabilities, hence, the adoption of IFRS 16 may have a material impact on the Group's financial results.
- (iv) **Ability to recover the renovation, refurbishment and maintenance costs for the properties of the Group:** For the properties of the space optimisation business, the Group typically undertakes renovation and refurbishment works on them before leasing them out. The type and the amount of time required for the renovation works depend on a number of factors, including whether the property is leased or owned, the condition, size, type and planned future use of the property, and for leased property, the term of the lease and the expected time of holding or leasing the property. The depreciation of the renovation works is amortised based on the estimated useful life of the works. The Group may be required to accelerate the amortisation if the lease is terminated prior to its expiry. The Group may also incur substantial costs periodically in maintaining and repairing some of its older properties. If the Group is unable to manage the capital expenditure and costs involved in renovating, refurbishing and/or maintaining our properties, its profit margin and hence, its business, results of operations, financial condition and prospects may be adversely affected.
- (v) **Appraisal value and fair value of owned properties:** For the Group's owned investment properties and investment properties held by the Group's joint ventures, these properties are required to reassess their fair value at the end of each financial reporting period. The gains and losses arising from the changes in the fair value of these owned investment properties are recognised in the income statement for the period in which the changes of fair value occur and affect the Group's profit for that period. Any valuation of these owned investment properties which is lower than our previously appraised value will lead to fair value loss on investment properties. Also, the appraised values of these properties are based on various assumptions, which are subjective and uncertain in nature. Hence, the appraised values of our owned investment properties should not be taken as their actual realisable value or a forecast of their realisable value.
- (vi) **Impact of COVID-19:** The COVID-19 pandemic has led to a severe contraction in economic activity both in Singapore and globally, due to the combination of supply chain disruptions, travel restrictions imposed in many countries and a sudden decline in demand. As the global COVID-19 situation remains very fluid, the Group expects possible risks and uncertainties that may affect its business, results of operations, financial condition and prospects.

# DIRECTORS' STATEMENT

FOR THE FINANCIAL YEAR ENDED 30 SEPTEMBER 2021

## 6. RELATIONSHIPS WITH EMPLOYEES, SUPPLIERS AND CUSTOMERS

The Company believes that cultivating a healthy relationship with the Group's employees, suppliers (including landlords) and customers (including tenants) is paramount to its success.

The Group only works with reputable and ethical suppliers with good track records of service/product quality.

With the Group's customers, in order to facilitate an open channel of communication, the Group utilises various channels, such as hotline, annual survey on customer satisfaction and social platforms. The Group believes in creating more dynamic relationships whereby the customers can also be its potential business partners and associates; hence, the sustainability of one's business will benefit the other. The Group will seek to utilise services provided by its current tenants provided the terms are commercially acceptable. The Group also organises various networking sessions throughout the year to benefit the tenants and create networking opportunities.

Please also refer to the paragraphs headed "Employee and remuneration policies" and "Major Customers and Suppliers" in this section for more details.

## 7. INVESTMENT PROPERTIES

Details of the investment properties of the Group during the year are set out in Note 16 to the consolidated financial statements.

## 8. PROPERTY, PLANT AND EQUIPMENT

Details of movement in the property, plant and equipment of the Group during the year are set out in Note 14 to the consolidated financial statements.

## 9. BANK BORROWINGS

Particulars of the bank borrowings of the Group as at 30 September 2021 are set out in the Note 35 to the consolidated financial statements.

## 10. SHARE CAPITAL

Details of the Company issued share capital during the year are set out in Note 31 to the consolidated financial statements.

## 11. PURCHASE, SALES OR REDEMPTION OF THE COMPANY'S LISTED SECURITIES

During the year, the Company had issued 6,500,000 placement shares on 24 June 2021 under the placement agreement dated 10 June 2021 which was completed and announced on 24 June 2021. In view of the prevailing capital market conditions, the Directors believe that the placement represented a good opportunity to increase the Group's profile to attract potential investors to the long-term benefit of the Group. The placement shares were successfully placed to (i) Lion Global Investors Limited (as investment manager for its funds and/or clients); and (ii) Mr. Toe Teow Heng (as his personal investment). Following the completion, the total number of issued shares of the Company has increased from 402,445,400 shares to 408,945,400 shares. For details of the placement, please refer to "Report on Corporate Governance – Compliance with Applicable Catalist Rules – Use of proceeds" on page 79 of this report, and the announcements of the Company dated 10 and 24 June 2021. Other than the said placement of shares by the Company, neither the Company nor any of its subsidiaries has purchased, sold or redeemed any of the Company's listed securities during FY2021.

Save for the issuance of shares on 24 June 2021 as disclosed above, there has been no change to the shares in issue and capital structure of the Company.

## 12. DISTRIBUTABLE RESERVES

Distributable reserves of the Company as at 30 September 2021 amounted to S\$5,564,000.

### 13. DIRECTORS

The Directors of the Company during the year and up to the date of this report were:

#### Executive Directors

Mr. Lim Lung Tieng (“Kelvin Lim”)	(Executive Chairman and Group Managing Director)
Ms. Lim Bee Choo (“Jess Lim”)	(Group Deputy Managing Director)

#### Independent Non-executive Directors

Ms. Ch’ng Li-Ling	(Lead Independent Non-executive Director)
Mr. Yong Chee Hiong (“Eddie Yong”)	
Mr. Chan Ka Leung Gary	

### 14. DIRECTORS’ SERVICE CONTRACTS

The Company has entered into separate service agreements (the “**Service Agreements**”) with the Executive Directors, namely, Mr. Kelvin Lim and Ms. Jess Lim that states their terms of employment, which may be terminated by not less than six months’ notice in writing served by either party on the other. Under the Service Agreements, the Executive Directors are entitled to an incentive bonus based on the Group’s consolidated profit before tax subject to a minimum fixed annual bonus of four months. The Service Agreements are valid for a period of three years from 16 March 2015 (“**Initial Term**”). After the Initial Term, the agreement shall be automatically renewed until terminated by either party on the other.

Each of Ms. Ch’ng Li-Ling and Mr. Eddie Yong, the Independent Non-executive Directors, had entered into a letter of appointment with us on 10 March 2015 (as amended by an addendum dated 25 September 2017) for an initial term of three years commencing on 10 March 2015 and was extended for a period of three years with effect from 10 March 2018. The appointment was extended for another three years with effect from 10 March 2021 and shall be automatically renewed, which may be terminated by not less than three months’ notice in writing served by either party on the other.

Mr. Chan Ka Leung Gary, an Independent Non-executive Director, had entered into a letter of appointment with us on 5 June 2017 (as amended by an addendum dated 25 September 2017) for an initial term of three years commencing on 5 June 2017 and was extended for a period of three years with effect from 5 June 2020, which may be terminated by not less than three months’ notice in writing served by either party on the other.

### 15. DIRECTORS’ REMUNERATION AND FIVE HIGHEST PAID INDIVIDUALS

The Board has the general power of determining the Directors’ remuneration, subject to authorisation of the shareholders of the Company at the annual general meeting each year.

The remuneration and other emoluments are determined by the Board by recommendation of the Remuneration Committee with reference to the duties, responsibilities and performance of the Directors and the results of the Group.

Details of the remuneration of the Directors and five highest paid individuals are set out in Note 10 to the consolidated financial statements.

### 16. EMPLOYEE AND REMUNERATION POLICIES

As at 30 September 2021, there were 567 (2020: 633) employees in the Group.

The Group has adopted the Share Option Scheme to motivate and reward its Directors and eligible employees. The emoluments of Directors and senior management were reviewed by the remuneration committee of the Company, having regard to their experience, responsibilities and performance of the Group, and approved by the Board. Please refer to “20. Share Option Scheme” below and “Report on Corporate Governance – Share Option Scheme” on pages 58 to 62 of this annual report for further details.

# DIRECTORS' STATEMENT

FOR THE FINANCIAL YEAR ENDED 30 SEPTEMBER 2021

## 17. RETIREMENT SCHEMES

As required by the law of the relevant jurisdictions, the Group makes contributions to Central Provident Fund in Singapore, Mandatory Provident Fund Scheme in Hong Kong, Employees' Provident Fund in Malaysia, Social Security Fund in China, Thailand and Myanmar and Badan Penyelenggara Jaminan Sosial in Indonesia, which are defined contribution plans, during the year. In Singapore, under the Central Provident Fund Scheme, employers are required to make a regular contribution calculated at a range of 7.5% to 17% of the employees' monthly income above S\$500 per month and up to a maximum of S\$6,000 per month, depending on the employee's age group. In Malaysia, the Employees' Provident Fund contribution rate for employers are 13% for gross salary RM5,000 and below and 12% for gross salary above RM5,000. In Hong Kong, under the Mandatory Provident Fund Scheme, employers and employees are each required to make regular contribution calculated at 5% of the employee's relevant income for monthly income above HK\$7,100 per month and up to a maximum of HK\$30,000 per month. In China, employees of subsidiary in China are members of the retirement schemes operated by the local authorities, and the subsidiary is required to contribute a certain percentage of the eligible employees' salaries to these schemes to fund the benefits. In Thailand, employers are required to contribute 5% of the employee's monthly salary capped at THB15,000. In Myanmar, employers are required to contribute 3% of the employee's monthly salary capped at MMK300,000. In Indonesia, employers are required to contribute 6.54% of the employee's monthly salary. The only obligation of the Group with respect to these schemes is the required contributions under the schemes.

These contributions are recognised as employee benefit costs in the financial year to which they relate. Please also refer to Note 10 to the consolidated financial statements in this annual report for total contributions made during the year.

## 18. PERMITTED INDEMNITY PROVISION

Under the Constitution, every Director or other officers of the Company acting in relation to any of the affairs of the Company shall be entitled to be indemnified against all actions, costs, charges, losses, damages and expenses which he/she may incur or sustain in or about the execution of his/her duties in his/her office. Such provision was in force during the year. The Company has arranged appropriate insurance cover in respect of legal action against its Directors and officers.

## 19. DIRECTORS' AND CHIEF EXECUTIVE'S INTERESTS AND SHORT POSITIONS IN SHARES AND UNDERLYING SHARES OR DEBENTURES OF THE COMPANY OR ITS ASSOCIATED CORPORATIONS

### Under Singapore Law

According to the Register of Directors' Shareholdings kept by the Company under Section 164 of the Companies Act, Cap. 50, none of the directors who held office at the end of FY2021 had any interest in the shares or debentures of the Company or its related corporations, except as follows:

Name of directors	Number of ordinary shares			
	Holdings registered in the name of director or nominee		Holdings in which director is deemed to have an interest	
	As at 1 October 2020	As at 30 September 2021 <sup>#</sup>	As at 1 October 2020	As at 30 September 2021 <sup>#</sup>
The Company – LHN Limited				
Lim Bee Choo	–	4,000,000	220,982,600	220,982,600
Lim Lung Tieng	–	–	220,982,600	224,982,600
Immediate holding company – Fragrance Ltd.				
Lim Lung Tieng	–	–	50,000	50,000
Lim Bee Choo	–	–	50,000	50,000
Intermediate holding company – Hean Nereng Group Pte. Ltd.				
Lim Lung Tieng	30,000	30,000	–	–
Lim Bee Choo	60,000	60,000	–	–

<sup>#</sup> There were no changes to the above shareholdings as at 21 October 2021.

## 19. DIRECTORS' AND CHIEF EXECUTIVE'S INTERESTS AND SHORT POSITIONS IN SHARES AND UNDERLYING SHARES OR DEBENTURES OF THE COMPANY OR ITS ASSOCIATED CORPORATIONS (CONT'D)

### Under Singapore Law (Cont'd)

By virtue of the provisions of Section 7 of the Singapore Companies Act, Cap. 50, Mr. Kelvin Lim and Ms. Jess Lim are deemed to have an interest in the whole of the issued share capital of all the wholly-owned subsidiaries of the Company, and in the shares held by the Company in the following subsidiaries that are not wholly-owned by the Group.

	Number of ordinary shares	
	As at	As at
	1 October 2020	30 September 2021
LHN Management Services Pte. Ltd.	12,750	12,750
HLA Holdings Pte. Ltd.	429,408	429,408
HLA Container Services Pte. Ltd.	480,000	480,000
PT. Hean Nerng Group	2,970	2,970
PT. Hub Hijau Serviced Offices	3,500	3,500
HLA Holdings (Thailand) Limited	23,040	23,040
HLA Container Services (Thailand) Limited	86,976	139,162
HLA Container Services (Myanmar) Limited	6,000	6,000
LHN Logistics Sdn Bhd	245,000	245,000

### Under Hong Kong Law

As at 30 September 2021, being the end of the reporting period under review, the interest or short position in the Shares, underlying Shares or debentures of the Company and/or its associated corporations (within the meaning of Part XV of the Securities and Futures Ordinance (Chapter 571 of the laws of Hong Kong (the "SFO")) that Directors and chief executive of the Company as recorded in the register required to be kept under section 352 of the SFO, or otherwise notified to the Company and the SEHK pursuant to the Model Code, are as follows:

#### Long positions in the Shares and underlying Shares

NAME OF DIRECTOR/ CHIEF EXECUTIVE	CAPACITY/NATURE OF INTEREST	NUMBER OF SHARES HELD/INTERESTED	APPROXIMATE PERCENTAGE OF SHAREHOLDING AS AT 30 SEPTEMBER 2021
Mr. Kelvin Lim <sup>(1)(2)</sup>	Founder of discretionary trusts, beneficiary of a trust	220,982,600	54.04%
Ms. Jess Lim	Beneficial owner	4,000,000	0.98%

#### Notes:

- Mr. Kelvin Lim is one of the founders of The LHN Capital Trust and The Land Banking Trust. Trident Trust Company (B.V.I.) Limited, in its capacity as the trustee of The Land Banking Trust, holds the entire issued share capital of LHN Capital Pte. Ltd.. LHN Capital Pte. Ltd., in its capacity as the trustee of The LHN Capital Trust, holds the entire issued share capital of HN Capital Ltd., which in turn holds 85% of the total issued share capital of Hean Nerng Group Pte. Ltd.. Hean Nerng Group Pte. Ltd. holds the entire issued share capital of Fragrance Ltd.. Fragrance Ltd. is the beneficial owner of 220,982,600 Shares. Mr. Kelvin Lim is deemed under the SFO to be interested in the Shares held by Trident Trust Company (B.V.I.) Limited and LHN Capital Pte. Ltd.. Trident Trust Company (B.V.I.) Limited is deemed under the SFO interested in the interests held by LHN Capital Pte. Ltd.. LHN Capital Pte. Ltd. is deemed under the SFO interested in the interests held by HN Capital Ltd.. HN Capital Ltd. is deemed under the SFO interested in the interests held by Hean Nerng Group Pte. Ltd.. Hean Nerng Group Pte. Ltd. is deemed under the SFO interested in the interests held by Fragrance Ltd..
- Mr. Kelvin Lim is one of the beneficiaries of The LHN Capital Trust of which LHN Capital Pte. Ltd. is the trustee. LHN Capital Pte. Ltd., in its capacity as the trustee, holds the entire issued share capital of HN Capital Ltd., which in turn holds 85% of the total issued share capital of Hean Nerng Group Pte. Ltd.. Hean Nerng Group Pte. Ltd. holds the entire issued share capital of Fragrance Ltd.. Fragrance Ltd. is the beneficial owner of 220,982,600 Shares. Mr. Kelvin Lim is deemed under the SFO to be interested in the Shares held by LHN Capital Pte. Ltd.. LHN Capital Pte. Ltd. is deemed under the SFO interested in the interests held by HN Capital Ltd.. HN Capital Ltd. is deemed under the SFO interested in the interests held by Hean Nerng Group Pte. Ltd.. Hean Nerng Group Pte. Ltd. is deemed under the SFO interested in the interests held by Fragrance Ltd..

## DIRECTORS' STATEMENT

FOR THE FINANCIAL YEAR ENDED 30 SEPTEMBER 2021

### 19. DIRECTORS' AND CHIEF EXECUTIVE'S INTERESTS AND SHORT POSITIONS IN SHARES AND UNDERLYING SHARES OR DEBENTURES OF THE COMPANY OR ITS ASSOCIATED CORPORATIONS (CONT'D)

#### Long positions in the Shares and underlying Shares (Cont'd)

Save as disclosed above, as at 30 September 2021, none of the Directors or chief executive of the Company had or was deemed to have any interest or short position in the Shares, underlying Shares and debentures of the Company and/or its associated corporations (within the meaning of Part XV of the SFO) as recorded in the register required to be kept under section 352 of the SFO, or otherwise notified to the Company and the SEHK pursuant to the Model Code.

#### Common Directors

For information of the shareholders, as at 30 September 2021, Mr Kelvin Lim and Ms Jess Lim, the Executive Directors, are also directors of Fragrance Ltd., Hean Nerng Group Pte. Ltd., HN Capital Ltd. and LHN Capital Pte. Ltd..

Save as disclosed above, there are no other Directors who is a director or employee of a company which has an interest in the shares and underlying shares of the Company which would be required to be disclosed to the Company under the provisions of Divisions 2 and 3 of Part XV of the SFO.

### 20. SHARE OPTION SCHEME

Details of the LHN Share Option Scheme are set out under the paragraph headed "Report on Corporate Governance – Share Option Scheme" on pages 58 to 62 of this annual report.

No options were granted since the adoption of the share option scheme and during the financial year to subscribe for unissued shares of the Company.

No shares were issued during the financial year by virtue of the exercise of options to take up unissued shares of the Company. There were no unissued shares of the Company under the share option scheme at the end of FY2021.

Other than the Share Option Scheme, no equity-linked agreements that will or may result in the Company issuing shares or that require the Company to enter into any agreements that will or may result in the Company issuing shares were entered into by the Company during the year or subsisted at the end of FY2021.

### 21. AUDIT COMMITTEE

The Audit Committee ("**AC**") comprises entirely of independent non-executive Directors. The members of the AC during FY2021 are:

Mr. Chan Ka Leung Gary (Chairman)  
Ms. Ch'ng Li-Ling  
Mr. Eddie Yong

The Audit Committee performs the functions set out in Section 201B(5) of the Companies Act, Cap. 50, the SGX-ST Listing Manual Section B: Rules of the Catalist (the "**Catalist Rules**"), the HK Listing Rules and in accordance with its terms of reference as set out under the "Report on Corporate Governance – Principle 10 – Audit Committee" on pages 66 to 67 of this annual report. In performing those functions, the Committee carried out the following during FY2021:

- (i) reviewed the overall scope of both the internal and external audits and the assistance given by the Company's officers to the auditors. It met with the Company's internal and external auditors to discuss the results of their respective examinations and their evaluation of the Company's system of internal accounting controls;
- (ii) reviewed the Company's financial and accounting policies and practices;
- (iii) reviewed the audit plan of the Company's independent auditor and any recommendations on internal accounting controls arising from the statutory audit;
- (iv) reviewed the interim and annual financial information and the statement of financial position of the Company and the consolidated financial statements of the Group for the financial year ended 30 September 2021 as well as the auditor's report thereon;



## 21. AUDIT COMMITTEE (CONT'D)

- (v) on an annual basis, reviewed the effectiveness of the Company's risk management and internal controls systems, including financial, operational and compliance controls and information technology controls and risk management systems via reviews carried out by the internal auditors which were considered to be effective and adequate;
- (vi) met with the internal and external auditor to discuss any matters that these groups believe should be discussed privately with the AC;
- (vii) reviewed legal and regulatory matters that may have a material impact on the financial statements, related compliance policies and programmes and any reports received from regulators;
- (viii) reviewed the cost effectiveness and the independence and objectivity of the external auditor;
- (ix) reviewed the nature and extent of non-audit services provided by the external auditor;
- (x) recommended to the Board the external auditor to be nominated, approved the compensation and the terms of engagement of the external auditor, and reviewed the scope and results of the audit;
- (xi) reported actions and minutes, and matters related to the terms of reference of the AC to the Board with such recommendations as the AC considered appropriate;
- (xii) reviewed the interested person transactions (as defined in Chapter 9 of the Listing Manual of the SGX-ST) and connected transactions (has the meaning as ascribed to it under the HK Listing Rules); and
- (xiii) reviewed the independence, adequacy of resources and the appropriateness of the standing of the internal auditor, and the effectiveness of the internal audit function.

The AC has full access to management and is given the resources required for it to discharge its functions. It has full authority and the discretion to invite any director or executive officer to attend its meetings. The AC also recommends the appointment of the external auditor and reviews the level of audit and non-audit fees.

The AC is satisfied with the independence and objectivity of the external auditor and has recommended to the Board of Directors that the auditor, PricewaterhouseCoopers LLP, be nominated for re-appointment as auditor at the forthcoming annual general meeting of the Company.

The AC has also reviewed the audited consolidated financial statements of the Group for FY2021. Full details regarding the AC are provided in the Report on Corporate Governance.

In appointing our auditors for the Company, subsidiaries and significant associated companies, we have complied with Rules 712 and 715 of the Catalist Rules as well as the HK Listing Rules.

## 22. ARRANGEMENTS TO PURCHASE SHARES OR DEBENTURES

At no time during the year was the Company or any of its subsidiaries, a party to any arrangements to enable the directors of the Company to acquire benefits by means of the acquisition of shares in, or debentures of, the Company or any other corporate body.

## 23. DIRECTORS' INTERESTS IN CONTRACTS OF SIGNIFICANCE

Other than disclosed above and in Note 40 to the financial statements, no contracts of significance to which the Company or its subsidiaries was a party and in which a director of the Company had a material interest, whether directly and indirectly, subsisted at the end of the year or at any time during the year.

## DIRECTORS' STATEMENT

FOR THE FINANCIAL YEAR ENDED 30 SEPTEMBER 2021

### 24. MANAGEMENT CONTRACTS

Save for service contracts with our Directors, no contracts concerning the management and administration of the whole or any substantial part of the business of the Company were entered into or existed during FY2021.

### 25. CONTRACTS WITH CONTROLLING SHAREHOLDERS

No contract of significance has been entered into between the Company or any of its subsidiaries and any of the Controlling Shareholders during the year.

### 26. RELATED PARTY TRANSACTIONS

Our Group entered into certain related party transactions with its related parties during the year ended 30 September 2021. None of these related party transactions constitutes a connected transaction or continuing connected transaction as defined under Chapter 14A of the HK Listing Rules that is required to be disclosed.

Details of the related party transactions are set out in Note 40 to the consolidated financial statements.

### 27. SUBSTANTIAL SHAREHOLDERS' AND OTHER PERSONS' INTERESTS AND SHORT POSITIONS IN SHARES AND UNDERLYING SHARES

As at 30 September 2021, being the end of the reporting period under review, the interests or short positions in the Shares or underlying Shares of the persons which would fall to be disclosed to the Company under the provisions of Part XV of the SFO, or which were recorded in the register required to be kept under section 336 of the SFO are set out under "Statistics of Shareholdings – Substantial Shareholders and Other Persons' Interests and Short Positions in Shares, Underlying Shares and Debentures" for details of (i) under the requirements of Singapore, the substantial shareholders as recorded in the register of substantial shareholder in Singapore as at 3 December 2021; and (ii) under the requirements of Hong Kong, for the shareholders' information, the interests or short positions in the Shares or underlying Shares of the persons which would fall to be disclosed to the Company under the provisions of Part XV of the SFO, or which were recorded in the register required to be kept under section 336 of the SFO as at 30 September 2021.

### 28. PRE-EMPTIVE RIGHTS

Regulation 9(A) of the Constitution provides that subject to any direction to the contrary that may be given by the Company in general meeting or except permitted by the Catalist Rules or the HK Listing Rules, all new shares shall before issue be offered to such persons who as at the date of the offer are entitled to receive notices from the Company of general meetings in proportion, as far as the circumstances admit, to the number of the existing shares to which they are entitled. Save for the foregoing, there is no provision for pre-emptive rights under the Constitution or the laws of the Republic of Singapore applicable to Singapore companies generally which would oblige the Company to offer new Shares on a pro-rata basis to existing shareholders.

### 29. CORPORATE GOVERNANCE

The Company has adopted the code provisions of the corporate governance code in Appendix 14 (the "HK CG Code") to the HK Listing Rules as part of its corporate governance code effective upon the HK Listing, in addition to the requirements under Singapore Code of Corporate Governance 2018 ("SG CG Code"). As such, the Company will comply with the more stringent requirements among the HK CG Code and the SG CG Code.

In the opinion of the Directors, the Company had complied with the HK CG Code and SG CG Code during FY2021 except for code provision A.2.1 under the HK CG Code. Under code provision A.2.1 of the HK CG Code, the roles of chairman and chief executive should be separate and should not be performed by the same individual. The Group does not have the role of chief executive officer but has the role of managing Director, which is responsible for the day-to-day management of business and currently performed by Mr. Kelvin Lim, who is also the executive chairman of the Board. Throughout the Group's business history, Mr. Kelvin Lim has held the key leadership position of the Group since 1998 and has been deeply involved in the formulation of corporate strategies and management of business and operations of the Group. Taking into account the consistent leadership within the Group and in order to enable more effective and efficient overall strategic planning and continuation of the implementation of such plans, the Directors (including the independent non-executive Directors) consider that Mr. Kelvin Lim is the best candidate for both positions and the present arrangements are beneficial and in the interests of the Group and our Shareholders as a whole.

### 30. MODEL CODE OF SECURITIES TRANSACTIONS BY DIRECTORS

In addition to compliance to Rule 1204(19) of the Catalist Rules (“**Catalist Rule 1204(19)**”), the Company has updated its policy with the requirements set out in the Model Code for Securities Transactions by Directors of Listed Issuers (the “**Model Code**”) as set out in Appendix 10 to the HK Listing Rules which is also applicable to its employees who are likely to be in possession of unpublished inside information (the “**Relevant Employees**”) (the “**Dealings in Securities Policy**”).

Based on the Company’s Dealings in Securities Policy, the Company and its Officers (including the Directors, Management and Executives) are not allowed to deal in the Company’s shares during the period commencing 30 days immediately before the announcement of the Company’s interim (i.e. half-yearly) results and 60 days immediately before the announcement of the Company’s full year results (or if shorter than 60 days, commencing from the date of the year-end), and ending on the date of the announcement of the relevant results.

The Directors, Management and Executives of the Group are also expected to observe relevant insider trading laws at all times, even when dealing in securities within permitted trading period or they are in possession of unpublished price-sensitive information of the Company and they are not to deal in the Company’s securities on short-term considerations.

The Company confirms that specific enquiry has been made to all the Directors and the Relevant Employees and all have confirmed that they have complied with the Model Code and Catalist Rule 1204(19) during FY2021.

### 31. MAJOR CUSTOMERS AND SUPPLIERS

During FY2021, revenue attributable to the Group’s largest customer accounted for approximately 24.3% of the Group’s total revenue and aggregate revenue attributable to the five largest customers of the Group accounted for approximately 32.2% of the Group’s total pre-IFRS 16 revenue.

During FY2021, purchases attributable to the Group’s largest supplier accounted for approximately 21.6% of the Group’s total purchases and aggregate purchases attributable to the five largest suppliers of the Group accounted for approximately 48.1% of the Group’s total purchases.

To the knowledge of the Directors, none of the Directors, or their respective associates, or any Shareholders owning more than 5% of the Company’s issued share capital had any beneficial interests in any of the five largest customers or suppliers.

### 32. ENVIRONMENTAL POLICIES AND PERFORMANCE

The Group continuously endeavours to promote environmental and social responsibility to employees and contribute to the community. The Group is always in compliance with all the relevant laws and regulations. As a socially responsible enterprise, the Group should keep promoting and enhancing the relevant environmental and social sustainable development of the regions and community. During FY2021, the Board is not aware of any incidence of non-compliance with the relevant laws and regulations that have a significant impact on the Group’s business where the Group is operating.

In line with the Group’s business vision of creating productive environments, the Group strives to minimise its carbon footprint through maximising resource efficiency in how the Group conducts its business.

The space optimisation business is a sustainable business model where the under-utilised spaces are converted to productive space. In addition, renovating the old buildings instead of building new ones reduces the construction material usage, leading to waste reduction. The Group’s properties are also operated in an environmentally friendly manner. Most of our facilities are installed with LED lights and motion sensors to reduce the energy consumption. The Group also employs biodegradable cleaning agents instead of bleach for cleaning. This not only protects the environment but also the Group’s employees from the harmful chemicals that could be present in bleach. Internally, a strong message of efficiency and waste avoidance is emphasised in the Group’s offices. Employees avoid printing as much as possible and all waste paper are shredded and sent to recycling centres. In doing so, the Group hopes to foster an environmentally friendly culture both in its offices and also in the workspaces it creates for its tenants.

As required by the Catalist Rules and HK Listing Rules, the Company is required to report on environmental, social and governance information (“**ESG Information**” or “**Sustainability Report**”) on an annual basis and regarding the same financial period covered in this annual report. The Company will publish the ESG Information separately and in any event no later than 28 February 2022. Currently, the Company is in the process of preparing and compiling the relevant ESG Information and will publish the ESG Information on the website of SEHK ([www.hkexnews.hk](http://www.hkexnews.hk)), SGX-ST ([www.sgx.com](http://www.sgx.com)) and the website of the Company ([www.lhngroup.com](http://www.lhngroup.com)) in due course.

## DIRECTORS' STATEMENT

FOR THE FINANCIAL YEAR ENDED 30 SEPTEMBER 2021

### 33. RELATIONSHIP WITH STAKEHOLDERS

Our key stakeholders include customers, employees, suppliers and regulators. Cultivating a healthy relationship with them is paramount to our business success.

With our customers, besides traditional channels such as annual survey on customer satisfaction and hotline, the Group employs the use of social platforms like Facebook for a more interactive experience. We believe in creating more dynamic relationships whereby our customers can also be our potential business partners and associates; hence, the sustainability of one's business will benefit the other. We will prioritise utilising services provided by our current tenants for the properties. We also organise various networking sessions to our tenants' benefits throughout the year.

To ensure that we provide services of the highest quality, the Group takes great care in engaging with both our employees and suppliers. For employees, we keep them updated on the Group's business direction and core values via daily interactions and other formal forum such as town hall and management dialogue conducted on quarterly basis. The performance appraisal is conducted half yearly to determine the staff's career aspirations and learning and development needs. The staff will be consulted and registered for courses as appropriate. For suppliers, the Group only works with reputable and ethical suppliers with good track records of service/product quality.

In relation to our regulators, the Group makes concerted efforts to comply with all applicable laws and regulations and to continuously engage with the regulatory agencies to create awareness about our business model.

More specific details on our environmental, social and corporate governance ("ESG") policies will be found in our Sustainability Report, to be published by 28 February 2022.

### 34. DONATIONS

During FY2021, the Group made charitable donations of S\$72,000 (2020: S\$27,000).

### 35. NON-COMPETITION UNDERTAKING FROM CONTROLLING SHAREHOLDERS

Please refer to page 79 of this annual report of "Report on Corporate Governance – (J) Non-competition Undertaking from Controlling Shareholders" for details.

### 36. DIRECTORS' INTEREST IN COMPETING BUSINESS

None of the Directors is or was interested in any business apart from the Group's business that competes or competed or is or was likely to compete, either directly or indirectly, with the Group's business at any time during FY2021 and up to and including the date of this annual report.

### 37. CHANGE OF DIRECTORS' INFORMATION UNDER RULE 13.51B(1) OF THE HK LISTING RULES

Pursuant to Rule 13.51B(1) of the HK Listing Rules, the change of Director's Information of the Company since the publication of the annual report for FY2020 on 30 December 2020 is as follows:

Ms. Ch'ng Li-Ling has resigned as an independent director of Anchor Resources Limited (Singapore Stock Code: 43E) in January 2021.

Mr. Chan Ka Leung Gary has resigned as an independent director of TOMO Holdings Limited (Hong Kong Stock Code: 6928) in June 2021.

Save for the information above, there is no other information required to be disclosed pursuant to Rule 13.51B(1) of the HK Listing Rules.

### 38. SUFFICIENCY OF PUBLIC FLOAT

The Company has maintained the public float as required by the HK Listing Rules and the Catalist Rules for the period under review and up to the date of this annual report, based on information that is publicly available to the Company and within the knowledge of the Directors.

**39. EVENTS AFTER 30 SEPTEMBER 2021**

Please refer to Note 41 to the consolidated financial statements for details.

**40. AUDITORS**

PricewaterhouseCoopers LLP have expressed their willingness to accept re-appointment. PricewaterhouseCoopers LLP will retire and, being eligible, offer themselves for re-appointment at the forthcoming annual general meeting. A resolution for the re-appointment of PricewaterhouseCoopers LLP as auditor of the Company is expected to be proposed at the forthcoming annual general meeting.

The Board of Directors has, on the date of this statement, authorised these financial statements for issue.

On behalf of the Board

---

**Lim Lung Tieng**  
DIRECTOR

---

**Lim Bee Choo**  
DIRECTOR

Singapore  
17 December 2021

# INDEPENDENT AUDITOR'S REPORT

TO THE MEMBERS OF LHN LIMITED  
(INCORPORATED IN SINGAPORE WITH LIMITED LIABILITY)

## Our opinion

In our opinion, the accompanying consolidated financial statements of LHN Limited ("the Company") and its subsidiaries ("the Group") and the balance sheet of the Company are properly drawn up in accordance with the provisions of the Companies Act, Chapter 50 (the "Act") and International Financial Reporting Standards ("IFRSs") so as to give a true and fair view of the consolidated statement of financial position of the Group and the financial position of the Company as at 30 September 2021, and of its consolidated financial performance, consolidated statement of changes in equity and its consolidated statement of cash flows for the financial year ended on that date.

## Separate opinion in relation to Singapore Financial Reporting Standards (International)

As explained in Note 2.1 to the financial statements, the Group and the Company, in addition to applying IFRSs, have also applied Singapore Financial Reporting Standards (International) ("SFRS(I)s"). In our opinion, the consolidated financial statements of the Group and the statement of financial position of the Company give a true and fair view of the consolidated financial position of the Group and the financial position of the Company as at 30 September 2021 and of the consolidated financial performance, consolidated changes in equity and consolidated cash flows for the year then ended in accordance with SFRS(I)s.

## What we have audited

The financial statements of LHN Limited (the "Company") and its subsidiaries (the "Group") set out on pages 96 to 179 which comprise:

- the consolidated statements of profit or loss and total comprehensive income for the year ended 30 September 2021;
- the consolidated statements of financial position of the Group as at 30 September 2021;
- the statement of financial position of the Company as at 30 September 2021;
- the consolidated statements of changes in equity for the year then ended;
- the consolidated statements of cash flows for the year then ended; and
- the notes to the financial statements, which include a summary of significant accounting policies.

## Basis for Opinion

We conducted our audit in accordance with International Standards on Auditing ("ISAs"). Our responsibilities under those standards are further described in the Auditor's Responsibilities for the Audit of the Financial Statements section of our report.

We believe that the audit evidence we have obtained is sufficient and appropriate to provide a basis for our opinion.

## Independence

We are independent of the Group in accordance with the Accounting and Corporate Regulatory Authority Code of Professional Conduct and Ethics for Public Accountants and Accounting Entities ("ACRA Code") together with the ethical requirements that are relevant to our audit of the financial statements in Singapore, and we have fulfilled our other ethical responsibilities in accordance with these requirements and the ACRA Code.

## Our Audit Approach

As part of designing our audit, we determined materiality and assessed the risks of material misstatement in the accompanying financial statements. In particular, we considered where management made subjective judgements; for example, in respect of significant accounting estimates that involved making assumptions and considering future events that are inherently uncertain. As in all of our audits, we also addressed the risk of management override of internal controls, including among other matters consideration of whether there was evidence of bias that represented a risk of material misstatement due to fraud.

## Key Audit Matters

Key audit matters are those matters that, in our professional judgment, were of most significance in our audit of the financial statements for the financial year ended 30 September 2021. These matters were addressed in the context of our audit of the financial statements as a whole, and in forming our opinion thereon, and we do not provide a separate opinion on these matters.

Key Audit Matter	How our audit addressed the Key Audit Matter
<p><b><u>Valuation of investment properties (including right-of-use investment properties) and leasehold buildings</u></b></p>	
<p>As at 30 September 2021, the carrying value of the Group's investment properties of S\$167 million accounted for 43% of the Group's total assets, of which S\$125.2 million represents the value of owned properties and S\$41.3 million the right of use investment properties. The total fair value loss on investment properties is S\$11.6 million. The carrying value of the Group's leasehold building (classified as property, plant and equipment) is S\$22.5 million, with a revaluation gain of S\$0.9 million.</p>	<p>We have performed audit procedures that focuses on the valuation process and include the following:</p>
<p>Management has engaged external valuers to estimate the fair value of the owned properties, leasehold buildings and right of use investment properties.</p>	<p>(i) Evaluated the competency and independence of the external valuers engaged by management;</p>
<p>The valuation reports obtained from independent property valuers for certain investment properties and leasehold buildings have also highlighted the prevailing uncertainty of the Coronavirus Disease 2019 ("COVID 19") outbreak. Accordingly, the valuation of these investment properties and leasehold buildings may be subjected to more fluctuations than during normal market conditions.</p>	<p>(ii) Obtained an understanding of the techniques used by the external valuers in determining the valuation of properties;</p>
<p>Significant judgement is involved to determine the key inputs used in the valuation techniques, used by the valuers. These key inputs include growth rate of rents, discount rate and the terminal capitalization rate, and are dependent on the nature of each investment property and the leasehold buildings and the prevailing market conditions.</p>	<p>(iii) Assessed the methodology used by the valuers, critical assumptions for the key inputs used in the valuation techniques, tested the integrity of information including underlying lease and financial information used in the valuations;</p>
<p>The key assumptions used to value the right of use investment properties are the market rental rates, occupancy rates, site expenses, capital asset charge ("CAC") rates and discount rate.</p>	<p>(iv) Assessed the underlying comparable transactions used to derive the comparable sales price, taking into account the nature, location and tenure of the property;</p>
	<p>(v) Compared discount and terminal capitalisation rates used against those used for similar properties;</p>
	<p>(vi) Discussed the COVID-19 implications on the critical assumptions used by the external valuers.</p>
<p>We found the valuers to be competent and members of the professional bodies for external valuers. We have also found the valuation techniques used were in line with generally accepted market practices and key inputs used were within the range of market data.</p>	<p>We found the valuers to be competent and members of the professional bodies for external valuers. We have also found the valuation techniques used were in line with generally accepted market practices and key inputs used were within the range of market data.</p>
	<p>We have assessed the adequacy of disclosures relating to the key inputs as we consider them as likely to be significant to the users of the financial statements. We found the disclosures to be appropriate.</p>

# INDEPENDENT AUDITOR'S REPORT

TO THE MEMBERS OF LHN LIMITED  
(INCORPORATED IN SINGAPORE WITH LIMITED LIABILITY)

Key Audit Matter (continued)	How our audit addressed the Key Audit Matter
<p><b><u>Recoverability of finance lease receivables and trade receivables</u></b></p> <p>As at 30 September 2021, the Group has trade receivables of S\$14.7 million, net of accumulated allowance for impairment losses of S\$0.9 million, and lease receivables amounting to S\$33.8 million.</p> <p>In accordance with IFRS 9 Financial instruments, the Group is required to recognise loss allowances for expected credit losses on financial assets. The determination of the loss allowances requires significant judgement and estimates to determine whether the financial assets is credit-impaired, and the best estimate of the ultimate realisation of the amounts receivable from customers.</p> <p>The details of the expected credit loss is disclosed in Note 3(b).</p>	<p>We have performed the following procedures that focuses on the recoverability of receivables including the following procedures:</p> <ul style="list-style-type: none"> <li>(i) Assessed management's expected credit losses model by reviewing management's analysis of historical credit losses of its receivables;</li> <li>(ii) Tested the completeness and accuracy of data inputs in the model and evaluated the forward-looking information applied;</li> <li>(iii) Reviewed payment history of selected customers and tested receipts subsequent to the year end to determine if there are any indicators of financial liability;</li> <li>(iv) Enquired management of any known disputes or adverse information about the customer's ability to repay the outstanding amounts.</li> </ul> <p>Based on the procedures perform above, we found management's assessment for the consolidated financial statements year ended 30 September 2021 to be reasonable.</p>

## Other Information

The directors of the Company are responsible for the other information. The other information comprises all of the information included in the annual report other than the financial statements and our auditor's report thereon, which we obtained prior to the date of this auditor's report.

Our opinion on the financial statements does not cover the other information and we do not express any form of assurance conclusion thereon.

In connection with our audit of the financial statements, our responsibility is to read the other information identified above and, in doing so, consider whether the other information is materially inconsistent with the financial statements or our knowledge obtained in the audit, or otherwise appears to be materially misstated.

If, based on the work we have performed, we conclude that there is a material misstatement of this other information, we are required to report that fact. We have nothing to report in this regard.

## Responsibilities of Directors for the Financial Statements

The directors of the Company are responsible for the preparation of the financial statements that give a true and fair view in accordance with the provisions of the Act, SFRS(I)s and IFRSs, and for devising and maintaining a system of internal accounting controls sufficient to provide a reasonable assurance that assets are safeguarded against loss from unauthorized use or disposition; and transactions are properly authorized and that they are recorded as necessary to permit the preparation of true and fair financial statements and to maintain accountability of assets.

In preparing the financial statements, the directors are responsible for assessing the Group's ability to continue as a going concern, disclosing, as applicable, matters related to going concern and using the going concern basis of accounting unless the directors either intend to liquidate the Group or to cease operations, or have no realistic alternative but to do so.

Those charged with governance are responsible for overseeing the Group's financial reporting process.



### Auditor's Responsibilities for the Audit of the Consolidated Financial Statements

Our objectives are to obtain reasonable assurance about whether the financial statements as a whole are free from material misstatement, whether due to fraud or error, and to issue an auditor's report that includes our opinion. Reasonable assurance is a high level of assurance, but is not a guarantee that an audit conducted in accordance with ISAs will always detect a material misstatement when it exists. Misstatements can arise from fraud or error and are considered material if, individually or in the aggregate, they could reasonably be expected to influence the economic decisions of users taken on the basis of these financial statements.

As part of an audit in accordance with ISAs, we exercise professional judgment and maintain professional scepticism throughout the audit. We also:

- Identify and assess the risks of material misstatement of the financial statements, whether due to fraud or error, design and perform audit procedures responsive to those risks, and obtain audit evidence that is sufficient and appropriate to provide a basis for our opinion. The risk of not detecting a material misstatement resulting from fraud is higher than for one resulting from error, as fraud may involve collusion, forgery, intentional omissions, misrepresentations, or the override of internal control.
- Obtain an understanding of internal control relevant to the audit in order to design audit procedures that are appropriate in the circumstances, but not for the purpose of expressing an opinion on the effectiveness of the Group's internal control.
- Evaluate the appropriateness of accounting policies used and the reasonableness of accounting estimates and related disclosures made by the directors.
- Conclude on the appropriateness of the directors' use of the going concern basis of accounting and, based on the audit evidence obtained, whether a material uncertainty exists related to events or conditions that may cast significant doubt on the Group's ability to continue as a going concern. If we conclude that a material uncertainty exists, we are required to draw attention in our auditor's report to the related disclosures in the financial statements or, if such disclosures are inadequate, to modify our opinion. Our conclusions are based on the audit evidence obtained up to the date of our auditor's report. However, future events or conditions may cause the Group to cease to continue as a going concern.
- Evaluate the overall presentation, structure and content of the financial statements, including the disclosures, and whether the financial statements represent the underlying transactions and events in a manner that achieves fair presentation.
- Obtain sufficient appropriate audit evidence regarding the financial information of the entities or business activities within the Group to express an opinion on the financial statements. We are responsible for the direction, supervision and performance of the group audit. We remain solely responsible for our audit opinion.

We communicate with those charged with governance regarding, among other matters, the planned scope and timing of the audit and significant audit findings, including any significant deficiencies in internal control that we identify during our audit.

We also provide those charged with governance with a statement that we have complied with relevant ethical requirements regarding independence, and to communicate with them all relationships and other matters that may reasonably be thought to bear on our independence, and where applicable, related safeguards.

From the matters communicated with those charged with governance, we determine those matters that were of most significance in the audit of the financial statements of the current period and are therefore the key audit matters. We describe these matters in our auditor's report unless law or regulation precludes public disclosure about the matter or when, in extremely rare circumstances, we determine that a matter should not be communicated in our report because the adverse consequences of doing so would reasonably be expected to outweigh the public interest benefits of such communication.

### Report on Other Legal and Regulatory Requirements

In our opinion, the accounting and other records required by the Act to be kept by the Company and by those subsidiary corporations incorporated in Singapore of which we are the auditors have been properly kept in accordance with the provisions of the Act.

The engagement partner on the audit resulting in this independent auditor's report is Lee Chian Yorn.

### PricewaterhouseCoopers LLP

Public Accountants and Chartered Accountants  
Singapore, 17 December 2021

## CONSOLIDATED STATEMENTS OF PROFIT OR LOSS AND TOTAL COMPREHENSIVE INCOME

	Note	Year ended 30 September	
		2021 S\$'000	2020 S\$'000
Revenue	6	120,977	134,213
Cost of sales	9	(54,426)	(70,570)
Gross profit		66,551	63,643
Other income	7	15,545	17,103
Other operating expenses			
– Impairment loss on trade, other and lease receivables		(232)	(2,353)
– Others	8	(527)	(830)
Selling and distribution expenses	9	(1,649)	(1,433)
Administrative expenses	9	(32,635)	(30,429)
Finance cost	11	(4,863)	(5,127)
Share of results of associates and joint ventures, net of tax	20, 21	3,666	555
Fair value loss on investment properties	16	(11,598)	(11,809)
<b>Profit before income tax</b>		<b>34,258</b>	<b>29,320</b>
Income tax expense	12	(5,400)	(4,633)
<b>Profit for the year</b>		<b>28,858</b>	<b>24,687</b>
<b>Profit attributable to:</b>			
Equity holders of the Company		28,063	24,144
Non-controlling interests		795	543
<b>Profit for the year</b>		<b>28,858</b>	<b>24,687</b>
<b>Other comprehensive income/(loss)</b>			
<i>Item that will be reclassified subsequently to profit or loss</i>			
Currency translation differences arising from consolidation		12	(11)
<i>Item that will not be reclassified subsequently to profit or loss</i>			
Revaluation gains on leasehold building		922	–
Financial assets, at FVOCI – Fair value loss – equity investment		–	(687)
Share of other comprehensive loss of joint venture		(18)	(653)
Other comprehensive income/(loss)		916	(1,351)
<b>Total comprehensive income for the year</b>		<b>29,774</b>	<b>23,336</b>
<b>Total comprehensive income attributable to:</b>			
Equity holders of the Company		29,015	22,813
Non-controlling interests		759	523
<b>Total comprehensive income for the year</b>		<b>29,774</b>	<b>23,336</b>
<b>Earnings per share for profit attributable to equity holders of the Company</b>			
Basic and diluted (cents)	13	6.94	6.00

# CONSOLIDATED STATEMENTS OF FINANCIAL POSITION

	Note	Group	
		As at 30 September	
		2021	2020
		S\$'000	S\$'000
<b>ASSETS</b>			
<b>Non-current assets</b>			
Property, plant and equipment	14	54,167	40,363
Right-of-use assets	15	30,629	35,184
Investment properties	16	166,570	115,578
Intangible assets	17	–	40
Financial assets, at FVOCI	19	–	–
Investment in associates	20	295	178
Investment in joint ventures	21	20,641	17,186
Deferred tax assets	23	60	77
Long-term prepayments	26	99	116
Lease receivables	25	13,808	26,149
		<u>286,269</u>	<u>234,871</u>
<b>Current assets</b>			
Inventories	27	90	75
Trade and other receivables	24	31,754	43,366
Grant receivables	7	–	1,058
Loans to associates and joint ventures	40b	9,152	4,959
Prepayments	26	1,342	1,823
Lease receivables	25	20,031	17,104
Cash and bank balances	28	36,786	38,446
Fixed deposits	29	1,384	2,046
		<u>100,539</u>	<u>108,877</u>
<b>Total assets</b>		<u><b>386,808</b></u>	<u><b>343,748</b></u>
<b>EQUITY AND LIABILITIES</b>			
<b>Equity</b>			
Share capital	31	65,496	63,407
Reserves	30	80,230	58,234
<b>Equity attributable to equity holders of the Company</b>		<u><b>145,726</b></u>	<u><b>121,641</b></u>
<b>Non-controlling interests</b>		<u><b>2,557</b></u>	<u><b>1,939</b></u>
<b>Total equity</b>		<u><b>148,283</b></u>	<u><b>123,580</b></u>
<b>LIABILITIES</b>			
<b>Non-current liabilities</b>			
Deferred tax liabilities	23	3,653	3,573
Other payables	33	22	21
Provisions	34	684	212
Bank borrowings	35	89,822	55,997
Lease liabilities	36	54,630	66,182
		<u>148,811</u>	<u>125,985</u>
<b>Current liabilities</b>			
Trade and other payables	33	35,392	43,701
Deferred grant income	7	–	927
Provisions	34	65	1,106
Bank borrowings	35	11,556	10,725
Lease liabilities	36	37,706	33,193
Current income tax liabilities		4,995	4,531
		<u>89,714</u>	<u>94,183</u>
<b>Total liabilities</b>		<u><b>238,525</b></u>	<u><b>220,168</b></u>
<b>Total equity and liabilities</b>		<u><b>386,808</b></u>	<u><b>343,748</b></u>

## STATEMENTS OF FINANCIAL POSITION

	Note	Company	
		As at 30 September	
		2021	2020
		S\$'000	S\$'000
<b>ASSETS</b>			
<b>Non-current asset</b>			
Investment in subsidiaries	18	32,727	32,727
Long-term prepayments		3	5
		<u>32,730</u>	<u>32,732</u>
<b>Current assets</b>			
Amount due from subsidiaries		36,257	32,037
Grant receivables		–	16
Prepayments		35	46
Cash and bank balances		6,090	6,682
		<u>42,382</u>	<u>38,781</u>
<b>Total assets</b>		<u>75,112</u>	<u>71,513</u>
<b>EQUITY AND LIABILITIES</b>			
<b>Capital and reserve attributable to equity holders of the Company</b>			
Share capital	31	65,496	63,407
Reserves	32	5,564	5,473
<b>Total equity</b>		<u>71,060</u>	<u>68,880</u>
<b>LIABILITIES</b>			
<b>Current liabilities</b>			
Trade and other payables		3,802	2,419
Deferred grant income		–	20
Current income tax liabilities		250	194
<b>Total liabilities</b>		<u>4,052</u>	<u>2,633</u>
<b>Total equity and liabilities</b>		<u>75,112</u>	<u>71,513</u>

# CONSOLIDATED STATEMENTS OF CHANGES IN EQUITY

Group	Note	Share capital S\$'000	Retained profits S\$'000	Merger reserve S\$'000	Fair value reserve S\$'000	Asset revaluation reserve S\$'000	Exchange translation reserve S\$'000	Total attributable to equity holders of the Company S\$'000	Non-controlling interests S\$'000	Total S\$'000
<b>As at 1 October 2020</b>		63,407	87,498	(30,727)	(1,350)	3,708	(895)	121,641	1,939	123,580
Profit for the year		-	28,063	-	-	-	-	28,063	795	28,858
Other comprehensive income/(loss) for the year		-	-	-	-	-	-	-	(36)	916
<b>Total comprehensive income for the year</b>		-	28,063	-	-	904	48	29,015	759	29,774
Issuance of share		2,089	-	-	-	-	-	2,089	-	2,089
Dividend paid	37	-	(7,019)	-	-	-	-	(7,019)	(202)	(7,221)
Capital contribution from non-controlling shareholder		-	-	-	-	-	-	-	61	61
<b>Total transactions with equity holders, recognised directly in equity</b>		2,089	(7,019)	-	-	-	-	(4,930)	(141)	(5,071)
<b>As at 30 September 2021</b>		65,496	108,542	(30,727)	(1,350)	4,612	(847)	145,726	2,557	148,283

Group	Note	Share capital S\$'000	Retained profits S\$'000	Merger reserve S\$'000	Other reserve S\$'000	Fair value reserve S\$'000	Asset revaluation reserve S\$'000	Exchange translation reserve S\$'000	Total attributable to equity holders of the Company S\$'000	Non-controlling interests S\$'000	Total S\$'000
<b>As at 30 September 2019</b>		63,407	59,587	(30,727)	269	-	3,711	(904)	95,343	1,537	96,880
Adoption of IFRS 16		-	6,554	-	-	-	-	-	6,554	-	6,554
<b>As at 1 October 2019</b>		63,407	66,141	(30,727)	269	-	3,711	(904)	101,897	1,537	103,434
Profit for the year		-	24,144	-	-	-	-	-	24,144	543	24,687
Other comprehensive (loss)/income for the year		-	-	-	-	(1,337)	(3)	9	(1,331)	(20)	(1,351)
<b>Total comprehensive income for the year</b>		-	24,144	-	-	(1,337)	(3)	9	22,813	523	23,336
Dividend paid		-	(3,069)	-	-	-	-	-	(3,069)	(120)	(3,189)
Refund of capital to non-controlling shareholder	37	-	-	-	-	-	-	-	-	(1)	(1)
<b>Total transactions with equity holders, recognised directly in equity</b>		-	(3,069)	-	-	-	-	-	(3,069)	(121)	(3,190)
Transfer to retained profits		-	269	-	(269)	-	-	-	-	-	-
Transfer upon disposal of equity investment		-	13	-	-	(13)	-	-	-	-	-
<b>As at 30 September 2020</b>		63,407	87,498	(30,727)	-	(1,350)	3,708	(895)	121,641	1,939	123,580

# CONSOLIDATED STATEMENTS OF CASH FLOWS

	Note	Year ended 30 September	
		2021 S\$'000	2020 S\$'000
<b>Cash flows from operating activities</b>			
Profit before income tax		34,258	29,320
Adjustments for:			
– Share of results of associates and joint ventures, net of tax		(3,666)	(555)
– Amortisation of intangible assets		39	68
– Depreciation of property, plant and equipment	14	7,147	7,118
– Depreciation of right-of-use assets	15	11,668	13,752
– (Gain)/loss on disposal of property, plant and equipment	38(b)	(242)	41
– Property, plant and equipment written off		18	115
– Fair value loss on investment properties	16	11,598	11,809
– Gain from net investment in subleases	7	(4,598)	(6,884)
– Gain from termination of lease		(2)	(2)
– Lease modification losses		435	–
– Impairment loss on trade, other and lease receivables		232	2,353
– Provision for onerous contract		–	270
– Finance income		(1,350)	(1,594)
– Finance cost		4,863	5,127
Operating profit before working capital changes		60,400	60,938
Changes in working capital:			
– Inventories		(15)	(72)
– Trade and other receivables		12,036	(27,617)
– Trade and other payables		(10,670)	15,203
Cash generated from operations		61,751	48,452
Interest expenses paid		(31)	(12)
Income tax paid		(4,875)	(669)
Income tax refunded		65	789
Net cash generated from operating activities		56,910	48,560
<b>Cash flows from investing activities</b>			
Additions to property, plant and equipment	38(a)	(19,999)	(22,494)
Additions to right-of-use assets		(147)	–
Additions to investment properties	38(d)	(42,397)	(21)
Purchase of financial assets, at FVOCI		(115)	(410)
Additions to other asset	38(c)	–	(3,913)
Cash outflow on acquisition of joint venture		(500)	(580)
Cash inflow on investment in a non-wholly owned subsidiary		60	–
Loans to joint ventures and associates, net		(4,062)	(2,919)
Loan from shareholder of a non-wholly owned subsidiary		717	–
Proceeds from disposal of property, plant and equipment	38(b)	395	282
Disposal of financial assets, at FVOCI		–	330
Receipts from lease receivables		20,188	16,649
Interest received from lease receivables		1,127	1,312
Cash outflow on incorporation of associate		(90)	(30)
Dividend from associate		608	669
Interest received		82	607
Net cash used in investing activities		(44,133)	(10,518)

	Note	Year ended 30 September	
		2021 S\$'000	2020 S\$'000
<b>Cash flows from financing activities</b>			
(Increase)/decrease in fixed deposit – pledged		(4)	4,688
Proceeds from bank borrowings		49,021	28,755
Repayment of bank borrowings		(14,411)	(9,631)
Proceeds from issuance of share	31	2,089	–
Repayment of lease liabilities		(39,883)	(35,568)
Capital contribution from non-controlling shareholders		61	–
Refund of capital to non-controlling shareholder		–	(1)
Interest expense paid		(4,759)	(5,226)
Dividends paid		(7,019)	(3,069)
Dividends paid to non-controlling shareholder		(202)	(120)
Net cash used in financing activities		(15,107)	(20,172)
<b>Net (decrease)/increase in cash and cash equivalents</b>		(2,330)	17,870
Cash and cash equivalents at beginning of the year		39,127	21,300
Exchange gains/(losses) on cash and cash equivalents		4	(43)
Cash and cash equivalents at end of the year		36,801	39,127
<i>Cash and cash equivalents comprise:</i>			
Cash and bank balance	28	36,786	38,446
Fixed deposits	29	1,384	2,046
		38,170	40,492
Less: Pledged fixed deposits that mature within one year	29	(1,369)	(1,365)
		36,801	39,127

Reconciliation of liabilities arising from financing activities	1 October 2019 S\$'000	Net of receipts and payments S\$'000	Non-cash changes S\$'000						30 September 2020 S\$'000
			Adoption of IFRS 16	Conversion	Net of additions and disposals	Capitalised of borrowings interest	Accrued Interest expense	Currency translation	
Bank borrowings	48,143	17,235	–	(488)	–	178	1,711	(57)	66,722
Finance lease	5,633	–	(5,633)	–	–	–	–	–	–
Lease liabilities	–	(38,916)	115,211	488	19,105	–	3,416	71	99,375

Reconciliation of liabilities arising from financing activities	1 October 2020 S\$'000	Net of receipts and payments S\$'000	Non-cash changes S\$'000				30 September 2021 S\$'000
			Net of additions and disposals	Lease modification	Accrued Interest expense	Currency translation	
Bank borrowings	66,722	32,575	–	–	2,035	46	101,378
Lease liabilities	99,375	(42,711)	34,525	(1,729)	2,828	48	92,336

# NOTES TO THE FINANCIAL STATEMENTS

These notes form an integral part of and should be read in conjunction with the accompanying financial statements.

## 1 GENERAL INFORMATION

LHN Limited (the “Company”) was incorporated on 10 July 2014 in Singapore under the Companies Act as an investment holding private limited company under the name of “LHN Pte. Ltd.”. The Company’s registration number is 201420225D. The Company was converted into a public company and renamed as “LHN Limited” on 16 March 2015. The address of its registered office is at 10 Raeburn Park #02-18, Singapore 088702.

The Company was listed on the Catalist of the Singapore Exchange Securities Trading Limited (the “SGX-ST”) on 13 April 2015 and on the Main Board of The Stock Exchange of Hong Kong Limited (“SEHK”) on 29 December 2017.

The Company is an investment holding company. The Company and its subsidiaries (the “Group”) are principally engaged in (i) space resource management services; (ii) facilities management services; and (iii) logistics services (the “Listing Businesses”).

## 2 SUMMARY OF SIGNIFICANT ACCOUNTING POLICIES

The principal accounting policies applied in the preparation of the financial statements are set out below. These policies have been consistently applied to all the years presented, unless otherwise stated.

### 2.1 Basis of preparation

The financial statements has been prepared in accordance with International Financial Reporting Standards (“IFRS”) issued by the International Accounting Standards Board (the “IASB”) and Singapore Financial Reporting Standards (International) (“SFRS(I)"). The financial statements have been prepared under the historical cost convention, as modified by the revaluation of investment properties and leasehold buildings, which are carried at fair value.

For the purpose of SFRS(I), financial statements that have been prepared in accordance and complied with IFRS are deemed to have also complied with SFRS(I). SFRS(I) comprise standards and interpretations that are equivalent to IFRS. All references to SFRS(I) and IFRS are referred to collectively as “IFRS” in these financial statements, unless specified otherwise.

The preparation of financial statements in conformity with IFRS requires the use of certain critical accounting estimates. It also requires management to exercise its judgement in the process of applying the Group’s accounting policies. The areas involving a higher degree of judgement or complexity, or areas where assumptions and estimates are significant to the financial statements are disclosed in Note 4.

#### *Interpretations and amendments to published standards effective in 2021*

The new standards and amendments to standards that the Group has adopted which are mandatory for application in the respective financial years are disclosed as below. Changes to the Group’s accounting policies have been made as required, in accordance with the transitional provisions in the respective IFRS.

The following new standards and amendments to standards have been published but are not yet effective for the current financial year and which the Group has not early adopted:

		<b>Effective for accounting periods beginning on or after</b>	<b>Note</b>
IAS 16 (amendments)	Property, Plant and Equipment (Proceeds before intended use))	1 January 2022	i



## 2 SUMMARY OF SIGNIFICANT ACCOUNTING POLICIES (CONT'D)

### 2.1 Basis of preparation (Cont'd)

#### *Interpretations and amendments to published standards effective in 2021 (Cont'd)*

*Note i:*

The amendment to IAS 16 Property, Plant and Equipment (PPE) prohibits an entity from deducting from the cost of an item of PPE any proceeds received from selling items produced while the entity is preparing the asset for its intended use. It also clarifies that an entity is 'testing whether the asset is functioning properly' when it assesses the technical and physical performance of the asset. The financial performance of the asset is not relevant to this assessment.

Entities must disclose separately the amounts of proceeds and costs relating to items produced that are not an output of the entity's ordinary activities.

#### Early adoption of amendment to IFRS 16 Leases

The Group has early adopted COVID-19-Related Rent Concessions (Amendments to IFRS 16) from 1 April 2021. The Group has elected to apply the practical expedient for lessees from assessing whether a rent concession related to COVID-19 is a lease modification for payments originally due on or before 30 June 2022. Under the practical expedient, the Group can elect to account for such rent concessions in the same way as they would if they were not lease modifications, which the Group has applied to all rent concessions that meet the conditions of the amendment. The amount to reflect changes in lease payments that arise from rent concessions is recognised in profit or loss.

### 2.2 Group accounting

#### **2.2.1 Subsidiaries**

(a) *Consolidation*

Subsidiaries are all entities (including a structured entity) over which the Group has control. The Group controls an entity when the Group is exposed to, or has rights to, variable returns from its involvement with the entity and has the ability to affect those returns through its power over the entity. Subsidiaries are consolidated from the date on which control is transferred to the Group. They are deconsolidated from the date that control ceases.

In preparing the consolidated financial statements, transactions, balances and unrealised gains on transactions between group entities are eliminated. Unrealised losses are also eliminated unless the transaction provides evidence of an impairment indicator of the transferred asset. Accounting policies of subsidiaries have been changed where necessary to ensure consistency with the policies adopted by the Group.

Non-controlling interests comprise the portion of a subsidiary's net results of operations and its net assets, which is attributable to the interests that are not owned directly or indirectly by the equity holders of the Company. They are shown separately in the consolidated statement of comprehensive income, statement of changes in equity, and balance sheet. Total comprehensive income is attributed to the non-controlling interests based on their respective interests in a subsidiary, even if this results in the non-controlling interests having a deficit balance.

The acquisition method of accounting is used to account for business combinations entered into by the Group.

## NOTES TO THE FINANCIAL STATEMENTS

### 2 SUMMARY OF SIGNIFICANT ACCOUNTING POLICIES (CONT'D)

#### 2.2 Group accounting (Cont'd)

##### 2.2.1 Subsidiaries (Cont'd)

###### (b) Acquisitions

The Group applies the acquisition method to account for business combinations entered by the Group. The consideration transferred for the acquisition of a subsidiary is the fair values of the assets transferred, the liabilities incurred and the equity interests issued by the Group. The consideration transferred also includes any contingent consideration arrangement and any pre-existing equity interest in the subsidiary measured at their fair values at the acquisition date.

Acquisition-related costs are expensed as incurred.

Identifiable assets acquired and liabilities and contingent liabilities assumed in a business combination are measured initially at their fair values at the acquisition date.

On an acquisition-by-acquisition basis, the Group recognises any non-controlling interest in the acquiree at the date of acquisition either at fair value or at the non-controlling interest's proportionate share of the acquiree's identifiable net assets.

The excess of (a) the consideration transferred, the amount of any non-controlling interest in the acquiree and the acquisition-date fair value of any previous equity interest in the acquiree over the (b) fair value of the identifiable net assets acquired is recorded as goodwill.

###### (c) Disposal of subsidiaries

When a change in the Group's ownership interest in a subsidiary results in a loss of control over the subsidiary, the assets and liabilities of the subsidiary including any goodwill are derecognised. Amounts previously recognised in other comprehensive income in respect of that entity are also reclassified to profit or loss or transferred directly to retained earnings if required.

Any retained equity interest in the entity is remeasured at fair value. The difference between the carrying amount of the retained interest at the date when control is lost and its fair value is recognised in profit or loss.

Please refer to the paragraph "Investment in subsidiaries, Investment in associates, and Joint arrangements" for the accounting policy on investments in subsidiaries in the separate financial statements of the Company.

###### (d) Transactions with non-controlling interests

Changes in the Group's ownership interest in a subsidiary that do not result in a loss of control over the subsidiary are accounted for as transactions with equity owners of the Company. Any difference between the change in the carrying amounts of the non-controlling interest and the fair value of the consideration paid or received is recognised within equity attributable to the equity holders of the Company.

## 2 SUMMARY OF SIGNIFICANT ACCOUNTING POLICIES (CONT'D)

### 2.3 Foreign currency translation

#### (a) *Functional and presentation currency*

Items included in the financial statements of the Company are measured using the currency of the primary economic environment in which the entity operates (“functional currency”). The financial statements is presented in Singapore Dollar (“S\$”), which is functional currency and presentation currency of the Group and the Company.

#### (b) *Transactions and balances*

Transactions in a currency other than the functional currency (“foreign currency”) are translated into the functional currency the exchange rates at the dates of the transactions. Currency exchange differences resulting from the settlement of such transactions and from the translation of monetary assets and liabilities denominated in foreign currencies at the closing rates at the balance sheet date are recognised in profit or loss. However, in the consolidated financial statements, currency translation differences arising from borrowings in foreign currencies and other currency instruments designated and qualifying as net investment hedges and net investment in foreign operations, are recognised in other comprehensive income and accumulated in the currency translation reserve.

When a foreign operation is disposed of or any loan forming part of the net investment of the foreign operation is repaid, a proportionate share of the accumulated currency translation differences is reclassified to profit or loss, as part of the gain or loss on disposal.

All foreign exchange gains and losses impacting profit or loss are presented in the income statement within “other income/other operating expenses”.

Non-monetary items measured at fair values in foreign currencies are translated using the exchange rates at the date when the fair values are determined.

#### (c) *Translation of Group entities' financial statement*

The results and financial position of all the group entities (none of which has the currency of a hyperinflationary economy) that have a functional currency different from the presentation currency are translated into the presentation currency as follows:

- (i) assets and liabilities for each statement of financial position presented are translated at the closing rate at the date of that statement of financial position;
- (ii) income and expenses for each statement of comprehensive income are translated at average exchange rates (unless this average is not a reasonable approximation of the cumulative effect of the rates prevailing on the transaction dates, in which case income and expenses are translated at the rate on the dates of the transactions); and
- (iii) all resulting currency translation differences are recognised in other comprehensive income and accumulated in the currency translation reserve. These currency translation differences are reclassified to profit or loss on disposal or partial disposal with loss of control of the foreign operation.

Goodwill and fair value adjustments arising on the acquisition of a foreign entity are treated as assets and liabilities of the foreign entity and are translated at the closing rate at the reporting date.

## NOTES TO THE FINANCIAL STATEMENTS

### 2 SUMMARY OF SIGNIFICANT ACCOUNTING POLICIES (CONT'D)

#### 2.4 Property, plant and equipment

Leasehold buildings are initially recognised at cost and subsequently stated at their revalued amounts. The revalued amounts are the fair values at the date of revaluation less any subsequent accumulated depreciation and impairment losses. Revaluations are carried out annually by independent professional valuers such that the carrying amount of these assets does not differ materially from that which would be determined using fair value at the end of reporting period. When an asset is revalued, any accumulated depreciation at the date of revaluation is eliminated against the gross carrying amount of the asset. The net amount is then restated to the revalued amount of the asset.

Increases in carrying amounts arising from revaluation, including currency translation differences, are recognised in other comprehensive income and accumulated in equity, unless they reverse a revaluation decrease of the same asset previously recognised in profit or loss. In this case, the increase is recognised in profit or loss. Decreases in carrying amounts are recognised in other comprehensive income to the extent of any credit balance existing in the equity in respect of that asset and reduces the amount accumulated in equity. All other decreases in carrying amounts are recognised in profit or loss.

All other items of property, plant and equipment are initially recognised at cost and subsequently carried at cost less accumulated depreciation and accumulated impairment losses.

The cost of an item of property, plant and equipment initially recognised includes its purchase price and any cost that is directly attributable to bringing the asset to the location and condition necessary for it to be capable of operating in the manner intended by management.

Subsequent expenditure relating to property, plant and equipment that have been recognised is added to the carrying amount of the asset when it is probable that future economic benefits, in excess of the standard of performance of the asset before the expenditure was made, will flow to the Company and the Group and the cost can be reliably measured. Other subsequent expenditure is recognised as an expense during the financial year in which it is incurred.

Depreciation is calculated using the straight-line method to allocate depreciable amounts over their estimated useful lives. The estimated useful lives are as follows:

	<b>Useful lives</b>
Leasehold buildings	13 years (over the remaining tenure period)
Renovation works	1–15 years (on basis of tenure period)
Plant and machinery	5–15 years
Furniture and fittings	5–10 years
Office equipment	3–10 years
Logistics equipment	5–10 years
Motor vehicles	5 years
Computers	1–3 years
Containers	1–5 years

No depreciation is provided for construction-in-progress.

The assets' residual values and useful lives are reviewed, and adjusted if appropriate, at the end of each reporting period.

An asset's carrying amount is written down immediately to its recoverable amount if the asset's carrying amount is greater than its estimated recoverable amount.

Gains/losses on disposal are determined by comparing the proceeds with the carrying amount and are recognised within "Other income/Other operating expenses" in the consolidated statement of profit or loss and total comprehensive income. Any amounts in revaluation reserve relating to that item is transferred to retained profits directly.

## 2 SUMMARY OF SIGNIFICANT ACCOUNTING POLICIES (CONT'D)

### 2.5 Investment properties

Investment properties include leasehold buildings that are held for long term rental yields and/or for capital appreciation and leasehold land capitalised as ROU that are held for long-term capital appreciation or for a currently indeterminate use, and where an insignificant portion is held for the Group's own occupation. Investment properties comprise completed investment properties and properties under construction or development for future use as investment properties.

Investment properties are initially recognised at cost and subsequently carried at fair value, determined annually by independent professional valuers on the highest-and-best-use basis. Changes in fair values are recognised in the profit or loss.

Investment properties are subject to renovations or improvements at regular intervals. The cost of major renovations and improvements is capitalised as addition and the carrying amounts of the replaced components are written off to profit or loss. The cost of maintenance, repairs and minor improvement is charged to profit or loss when incurred.

Investment properties are derecognised when either they have been disposed of or when the investment property is permanently withdrawn from use and no future economic benefit is expected from its disposal. On disposal or retirement of an investment property, the difference between any disposal proceeds and the carrying amount is recognised in profit or loss.

Transfers are made to investment property when, and only when, there is a change in use, evidenced by ending of owner-occupation or commencement of an operating lease to another party.

### 2.6 Intangible assets

Customer contracts acquired are initially recognised at cost and are subsequently carried at cost less accumulated amortisation and accumulated impairment losses. These cost are amortised to profit or loss using the straight-line method over 3 years, which is the shorter of their estimated useful lives and period of contractual rights.

### 2.7 Investment in subsidiaries

In the Company's separate financial statements, investments in subsidiaries are stated at cost less accumulated impairment losses on an individual subsidiary basis. On disposal of such investments, the difference between disposal proceeds and the carrying amounts of the investments are recognised in profit or loss.

### 2.8 Investment in associates and joint ventures

An associate is an entity over which the Group has significant influence but not control, generally accompanying a shareholding of between 20% and 50% of the voting rights.

Joint ventures are entities over which the Group has joint control as a result of contractual arrangements, and rights to the net assets of the entities.

Investments in associates are accounted for using the equity method of accounting. Under the equity method, the investment is initially recognised at cost, and the carrying amount is increased or decreased to recognise the investor's share of the profit or loss and its share of other comprehensive income of the investee after the date of acquisition. The Group's investments in associates and joint ventures include goodwill identified on acquisition. Upon the acquisition of the ownership interest in an associate, any difference between the cost of the associate and the Group's share of the net fair value of the associate's identifiable assets and liabilities is accounted for as goodwill.

If the ownership interest in an associate is reduced but significant influence is retained, only a proportionate share of the amounts previously recognised in other comprehensive income is reclassified to profit or loss where appropriate.

## NOTES TO THE FINANCIAL STATEMENTS

### 2 SUMMARY OF SIGNIFICANT ACCOUNTING POLICIES (CONT'D)

#### 2.8 Investment in associates and joint ventures (Cont'd)

The Group's share of post-acquisition profit or loss is recognised in the consolidated statement of profit or loss, and its share of post-acquisition movements in the other comprehensive income is recognised in other comprehensive income with a corresponding adjustment to the carrying amount of the investment. When the Group's share of losses in an associate equals or exceeds its interest in the associate, including any other unsecured receivables, the Group does not recognise further losses, unless it has incurred legal or constructive obligations or made payments on behalf of the associate.

The Group determines at each reporting date whether there is any objective evidence that the investment in the associate is impaired. If this is the case, the Group calculates the amount of impairment as the difference between the recoverable amount of the associate and its carrying value and recognises the amount adjacent to "share of profit of investments accounted for using equity method" in the statement of profit or loss.

Profits and losses resulting from upstream and downstream transactions between the group and its associate are recognised in the group's financial statements only to the extent of unrelated investor's interests in the associates. Unrealised losses are eliminated unless the transaction provides evidence of an impairment of the asset transferred. Accounting policies of associates have been changed where necessary to ensure consistency with the policies adopted by the Group.

Gain or losses on dilution of equity interest in associates are recognised in the consolidated statement of profit or loss.

#### 2.9 Joint arrangements

A joint arrangement is a contractual arrangement whereby two or more parties have joint control. Joint control is the contractually agreed sharing of control of an arrangement, which exists only when decisions about the relevant activities require the unanimous consent of the parties sharing control.

A joint arrangement is classified either as joint operation or joint venture, based on the rights and obligations of the parties to the arrangement.

To the extent the joint arrangement provides the Group with rights to the assets and obligations for the liabilities relating to the arrangement, the arrangement is a joint operation. To the extent the joint arrangement provides the Group with rights to the net assets of the arrangement, the arrangement is a joint venture.

The Group reassesses whether the type of joint arrangement in which it is involved has changed when facts and circumstances change. The Group does not have any joint arrangement classified as joint operation. Investments in joint ventures at company level are stated at cost. The Group recognises its interest in a joint venture as an investment and accounts for the investment using the equity method.

#### 2.10 Impairment of non-financial assets

Property, plant and equipment, intangible assets, right-of-use assets and investments in subsidiaries, associated companies and joint ventures are tested for impairment whenever there is any objective evidence or indication that these assets may be impaired.

For the purpose of impairment testing, the recoverable amount (i.e. the higher of the fair value less cost to sell and the value-in-use) is determined on an individual asset basis unless the asset does not generate cash inflows that are largely independent of those from other assets. If this is the case, the recoverable amount is determined for the CGU to which the asset belongs.

If the recoverable amount of the asset (or CGU) is estimated to be less than its carrying amount, the carrying amount of the asset (or CGU) is reduced to its recoverable amount.

## 2 SUMMARY OF SIGNIFICANT ACCOUNTING POLICIES (CONT'D)

### 2.10 Impairment of non-financial assets (Cont'd)

The difference between the carrying amount and recoverable amount is recognised as an impairment loss in profit or loss, unless the asset is carried at revalued amount, in which case, such impairment loss is treated as a revaluation decrease. Please refer to Note 2.4 for the treatment of a revaluation decrease.

An impairment loss for an asset other than goodwill is reversed only if, there has been a change in the estimates used to determine the asset's recoverable amount since the last impairment loss was recognised. The carrying amount of this asset is increased to its revised recoverable amount, provided that this amount does not exceed the carrying amount that would have been determined (net of any accumulated amortisation or depreciation) had no impairment loss been recognised for the asset in prior years.

A reversal of impairment loss for an asset other than goodwill is recognised in profit or loss, unless the asset is carried at revalued amount, in which case, such reversal is treated as a revaluation increase. However, to the extent that an impairment loss on the same revalued asset was previously recognised as an expense, a reversal of that impairment is also recognised in profit or loss.

### 2.11 Financial assets

#### (a) *Classification and measurement*

The Group classifies its financial assets in the following measurement categories:

- Amortised cost; and
- Fair value through other comprehensive income (FVOCI).

The classification depends on the Group's business model for managing the financial assets as well as the contractual terms of the cash flows of the financial asset.

Financial assets with embedded derivatives are considered in their entirety when determining whether their cash flows are solely payment of principal and interest.

The Group reclassifies debt instruments when and only when its business model for managing those assets changes.

#### At initial recognition

At initial recognition, the Group measures a financial asset at its fair value plus transaction costs that are directly attributable to the acquisition of the financial asset.

#### At subsequent measurement

##### (i) *Debt instruments*

Debt instruments mainly comprise of cash and cash equivalents, trade and other receivables and loans to joint ventures.

**Amortised cost:** Debt instruments that are held for collection of contractual cash flows where those cash flows represent solely payments of principal and interest are measured at amortised cost. A gain or loss on a debt instrument that is subsequently measured at amortised cost and is not part of a hedging relationship is recognised in profit or loss when the asset is derecognised or impaired. Interest income from these financial assets is included in interest income using the effective interest rate method.

## NOTES TO THE FINANCIAL STATEMENTS

### 2 SUMMARY OF SIGNIFICANT ACCOUNTING POLICIES (CONT'D)

#### 2.11 Financial assets (Cont'd)

##### (a) *Classification and measurement (Cont'd)*

At subsequent measurement (Cont'd)

##### (ii) *Equity investments*

The Group subsequently measures all its equity investments at their fair values. Equity investments are classified as FVPL with movements in their fair values recognised in profit or loss in the period in which the changes arise and presented in "other gains and losses", except for those equity securities which are not held for trading. The Group has elected to recognise changes in fair value of equity securities not held for trading in other comprehensive income as these are strategic investments and the Group considers this to be more relevant. Movements in fair values of investments classified as FVOCI are presented as "fair value gains/losses" in Other Comprehensive Income. Dividends from equity investments are recognised in profit or loss as "dividend income".

##### (b) *Impairment*

The Group assesses on a forward looking basis the expected credit losses associated with its debt financial assets carried at amortised cost and FVOCI. The impairment methodology applied depends on whether there has been a significant increase in credit risk. Note 3(b) details how the Group determines whether there has been a significant increase in credit risk.

For trade receivables and contract assets, the Group applies the simplified approach permitted by the IFRS 9, which requires expected lifetime losses to be recognised from initial recognition of the receivables.

##### (c) *Recognition and derecognition*

Regular way purchases and sales of financial assets are recognised on trade date – the date on which the Group commits to purchase or sell the asset.

Financial assets are derecognised when the rights to receive cash flows from the financial assets have expired or have been transferred and the Group has transferred substantially all risks and rewards of ownership.

On disposal of a debt instrument, the difference between the carrying amount and the sale proceeds is recognised in profit or loss. Any amount previously recognised in other comprehensive income relating to that asset is reclassified to profit or loss.

On disposal of an equity investment, the difference between the carrying amount and sales proceed is recognised in profit or loss if there was no election made to recognise fair value changes in other comprehensive income. If there was an election made, any difference between the carrying amount and sales proceed amount would be recognised in other comprehensive income and transferred to retained profits along with the amount previously recognised in other comprehensive income relating to that asset.

#### 2.12 Inventories

Inventories are stated at the lower of cost and net realisable value. Cost is determined on a first-in, first-out basis, and includes all costs in bringing the inventories to their present location and condition.

Allowance is made for obsolete, slow-moving and defective inventories in arriving at the net realisable value. Net realisable value is the estimated selling price in the ordinary course of business less the estimated costs necessary to make the sale.



## 2 SUMMARY OF SIGNIFICANT ACCOUNTING POLICIES (CONT'D)

### 2.13 Cash and cash equivalents

For the purpose of presentation in the consolidated statements of cash flows, cash and cash equivalents include cash on hand, deposits with financial institutions which are subject to an insignificant risk of change in value, and bank overdrafts. For cash subjected to restriction, assessment is made on the economic substance of the restriction and whether they meet the definition of cash and cash equivalents.

### 2.14 Share capital, treasury shares and dividends

Ordinary shares are classified as equity. Incremental costs directly attributable to the issue of new shares are shown in equity as a deduction, against the share capital account.

When any entity within the Group purchases the Company's ordinary shares ("treasury shares"), the consideration paid including any directly attributable incremental cost is presented as a component within equity attributable to the Company's equity holders, until they are cancelled, sold or reissued.

When treasury shares are subsequently cancelled, the cost of treasury shares are deducted against the share capital account if the shares are purchased out of capital of the Company, or against the retained earnings of the Company if the shares are purchased out of earnings of the Company.

When treasury shares are subsequently sold or reissued pursuant to the LHN Employee Performance Share Plan, the cost of treasury shares is reversed from the treasury share account and the realised gain or loss on sales or reissue, net of any directly attributable incremental transaction costs and related income tax, is recognised in the capital reserve of the Company.

Dividend distribution to the Company's equity owners is recognised as a liability in the Group's financial statements in the period in which the dividends are approved by the Company's shareholders or directors, where appropriate.

### 2.15 Trade and other payables

Trade and other payables are obligations to pay for goods or services that have been acquired in the ordinary course of business from suppliers. Trade and other payables are classified as current liabilities if payment is due within one year or less (or in the normal operating cycle of the business, if longer). If not, they are presented as non-current liabilities.

Trade and other payables are initially recognised at fair value, and subsequently carried at amortised cost using the effective interest method.

### 2.16 Provisions

Provisions are recognised when the Group have a present legal or constructive obligation as a result of a past event, it is probable that an outflow of resources embodying economic benefits will be required to settle the obligation and a reliable estimate can be made of the amount of the obligation. Present obligations arising from onerous contracts are recognised as provisions. An onerous contract is considered to exist where the Group has a contract under which unavoidable costs of meeting the obligations under the contract exceed the economic benefits expected to be received under it. Provisions are not recognised for future operating losses.

The Group recognises the estimated costs of dismantlement, removal or restoration of items of property, plant and equipment arising from the acquisition or use of assets. This provision is estimated based on the best estimate of the expenditure required to settle the obligation, taking into consideration time value. Changes in the estimated timing or amount of the expenditure or discount rate for asset dismantlement, removal and restoration costs are adjusted against the cost of the related property, plant and equipment, unless the decrease in the liability exceeds the carrying amount of the asset or the asset has reached the end of its useful life. In such cases, the excess of the decrease over the carrying amount of the asset or the changes in the liability is recognised in consolidated income statement immediately.

## NOTES TO THE FINANCIAL STATEMENTS

### 2 SUMMARY OF SIGNIFICANT ACCOUNTING POLICIES (CONT'D)

#### 2.16 Provisions (Cont'd)

The directors review the provisions annually and where in their opinion, the provision is inadequate or excessive, due adjustment is made.

If the effect of the time value of money is material, provisions are discounted using a current pre-tax rate that reflects, where appropriate, the risks specific to the liability. Where discounting is used, the increase in the provision due to the passage of time is recognised as finance costs.

#### 2.17 Financial guarantees

The Group has issued corporate guarantees to banks for bank borrowings of its subsidiaries. These guarantees are financial guarantees as they require the Group to reimburse the banks if the subsidiaries fail to make principal or interest payments when due in accordance with the terms of their borrowings. Intra-Group transactions are eliminated on consolidation.

Financial guarantee contracts are initially measured at fair value plus transaction costs and subsequently measured at the higher of:

- (a) premium received on initial recognition less the cumulative amount of income recognised in accordance with the principles of IFRS 15; and
- (b) the amount of expected loss computed using the impairment methodology under IFRS 9.

#### 2.18 Borrowings

Borrowings are presented as current liabilities unless the Group has an unconditional right to defer settlement for at least 12 months after the balance sheet date, in which case they are presented as non-current liabilities.

Borrowings are initially recognised at fair value (net of transaction costs) and subsequently carried at amortised cost. Any difference between the proceeds and the redemption value is recognised in statement of comprehensive income over the period of the borrowings using the effective interest method.

Borrowings are derecognised when the obligation is discharged, cancelled or expired. The difference between carrying amount and the consideration paid, including any non-cash assets transferred or liabilities assumed, is recognised in statement of comprehensive income.

#### 2.19 Borrowing costs

Borrowing costs are recognised in profit or loss using the effective interest method except for those costs that are directly attributable to the construction or development of properties and assets under construction. This includes costs on borrowings acquired specifically for the construction or development of properties and assets under construction, as well as those in relation to general borrowings used to finance the construction or development of properties and assets under construction.

#### 2.20 Current and deferred income tax

Current income tax for current and prior periods is recognised at the amount expected to be paid to or recovered from the tax authorities, using the tax rates and tax laws that have been enacted or substantively enacted by the balance sheet date. Management periodically evaluates positions taken in tax returns with respect to situations in which applicable tax regulation is subject to interpretation. It establishes provisions, where appropriate on the basis of amounts expected to be paid to the tax authorities.

## 2 SUMMARY OF SIGNIFICANT ACCOUNTING POLICIES (CONT'D)

### 2.20 Current and deferred income tax (Cont'd)

Deferred income tax is recognised for all temporary differences arising between the tax bases of assets and liabilities and their carrying amounts in the financial statements except when the deferred income tax arises from the initial recognition of goodwill or an asset or liability in a transaction that is not a business combination and affects neither accounting nor taxable profit or loss at the time of the transaction.

A deferred income tax liability is recognised on temporary differences arising on investments in subsidiaries, associated companies and joint ventures, except where the Group is able to control the timing of the reversal of the temporary difference and it is probable that the temporary difference will not reverse in the foreseeable future.

A deferred income tax asset is recognised to the extent that it is probable that future taxable profit will be available against which the deductible temporary differences and tax losses can be utilised.

Deferred income tax is measured:

- (i) at the tax rates that are expected to apply when the related deferred income tax asset is realised or the deferred income tax liability is settled, based on tax rates and tax laws that have been enacted or substantively enacted by the balance sheet date; and
- (ii) based on the tax consequence that will follow from the manner in which the Group expects, at the balance sheet date, to recover or settle the carrying amounts of its assets and liabilities except for investment properties. Investment property measured at fair value is presumed to be recovered entirely through sale.

Current and deferred income taxes are recognised as income or expense in profit or loss, except to the extent that the tax arises from a business combination or a transaction which is recognised directly in equity. Deferred tax arising from a business combination is adjusted against goodwill on acquisition.

The Group accounts for investment tax credits (for example, productivity and innovative credit) similar to accounting for other tax credits where deferred tax asset is recognised for unused tax credits to the extent that it is probable that future taxable profit will be available against which the unused tax credit can be utilised.

### 2.21 Sales tax

Revenues, expenses and assets are recognised net of the amount of sales tax except:

- Where the sales tax incurred on a purchase of assets or services is not recoverable from the taxation authority, in which case the sales tax is recognised as part of the cost of acquisition of the asset or as part of the expense item as applicable; and
- Receivables and payables that are stated with the amount of sales tax included.

The net amount of sales tax recoverable from, or payable to, the taxation authority is included as part of receivables or payables in the consolidated statements of financial position.

## NOTES TO THE FINANCIAL STATEMENTS

### 2 SUMMARY OF SIGNIFICANT ACCOUNTING POLICIES (CONT'D)

#### 2.22 Employee compensation

Employee benefits are recognised as an expense, unless the cost qualifies to be capitalised as an asset.

**(a) Defined contribution plans**

Defined contribution plans are post-employment benefit plans under which the Group pays fixed contributions into separate entities such as the Central Provident Fund on a mandatory, contractual or voluntary basis. The Group has no further payment obligations once the contributions have been paid.

**(b) Employee leave entitlements**

Employee entitlements to annual leave are recognised when they accrue to employees. Accrual is made for the estimated liability for annual leave as a result of services rendered by employees up to the balance sheet date.

#### 2.23 Revenue recognition

Revenue is measured at the fair value of the consideration received or receivable, and represents amounts receivable for goods supplied, stated net of discounts and returns.

The Company recognises revenue when the amount of revenue can be reliably measured; when it is probable that future economic benefits will flow to the entity; and when specific criteria have been met for each of the Group's activities, as described below.

**(a) Rental and warehousing lease income**

Rental and warehousing lease and related income from properties are recognised on a straight-line basis over the lease term. Lease incentives, if any, are recognised as an integral part of total lease income. Penalty payments received from tenants on early termination, if any, are recognised when received.

**(b) Car park services**

Seasonal car park services from the operation of car parks is recognised as it is accrued on a time apportioned basis (ie: period over time). Other car park services are recognised when services are rendered (ie: point in time).

**(c) Facilities management, logistics services, dormitory management and management services income**

Revenue from dormitory management service fee and other services are recognised when services are rendered (ie: point in time). Facility services, services fee income, management service fee income and logistics services are recognised on a straight-line basis over the contract term.

**(d) Licence fee income**

Licence fee income is recognised at a point-in-time when the Group grants the right-to-use of its brand name to third party.

**(e) Interest income**

Interest income is recognised on a time-apportioned basis using the effective interest method.

## 2 SUMMARY OF SIGNIFICANT ACCOUNTING POLICIES (CONT'D)

### 2.24 Leases

#### *Where the Group is lessee*

At the inception of the contract, the Group assesses if the contract contains a lease. A contract contains a lease if the contract convey the right to control the use of an identified asset for a period of time in exchange for consideration. Reassessment is only required when the terms and conditions of the contract are changed.

#### (i) *Right-of-use assets*

The Group recognised a right-of-use asset and lease liability at the date which the underlying asset is available for use. Right-of-use assets are measured at cost which comprises the initial measurement of lease liabilities adjusted for any lease payments made at or before the commencement date and lease incentive received. Any initial direct costs that would not have been incurred if the lease had not been obtained are added to the carrying amount of the right-of-use assets.

These right-of-use asset is subsequently depreciated using the straight-line method from the commencement date to the earlier of the end of the useful life of the right-of-use asset or the end of the lease term.

Right-of-use assets (except for those which meets the definition of an investment property) are presented within "Right-of-use assets".

Right-of-use asset which meets the definition of an investment property is presented within "Investment properties" and accounted for in accordance with Note 2.5.

#### (ii) *Lease liabilities*

The initial measurement of lease liability is measured at the present value of the lease payments discounted using the implicit rate in the lease, if the rate can be readily determined. If that rate cannot be readily determined, the Group shall use its incremental borrowing rate.

Lease payments include the following:

- Fixed payment (including in-substance fixed payments), less any lease incentives receivables;
- Variable lease payment that are based on an index or rate, initially measured using the index or rate as at the commencement date;
- Amount expected to be payable under residual value guarantees;
- The exercise price of a purchase option if it is reasonably certain to exercise the option; and
- Payment of penalties for terminating the lease, if the lease term reflects the Group exercising that option.

For contract that contain both lease and non-lease components, the Group allocates the consideration to each lease component on the basis of the relative stand-alone price of the lease and non-lease component.

Lease liability is measured at amortised cost using the effective interest method. Lease liability shall be remeasured when:

- There is a change in future lease payments arising from changes in an index or rate;
- There is a change in the Group's assessment of whether it will exercise an extension option; or
- There are modification in the scope or the consideration of the lease that was not part of the original term.

Lease liability is remeasured with a corresponding adjustment to the right-of-use asset, or is recorded in profit or loss if the carrying amount of the right-of-use asset has been reduced to zero.

## NOTES TO THE FINANCIAL STATEMENTS

### 2 SUMMARY OF SIGNIFICANT ACCOUNTING POLICIES (CONT'D)

#### 2.24 Leases (Cont'd)

##### *Where the Group is lessee (Cont'd)*

##### *(iii) Short term and low value leases*

The Group has elected to not recognise right-of-use assets and lease liabilities for short-term leases that have lease terms of 12 months or less and leases of low value leases, except for sublease arrangements. Lease payments relating to these leases are expensed to profit or loss on a straight-line basis over the lease term.

##### *(iv) Variable lease payments*

Variable lease payments that are not based on an index or a rate are not included as part of the measurement and initial recognition of the lease liability. The Group shall recognise those lease payments in profit or loss in the periods that triggered those lease payments.

##### *Where the Group is lessor*

The Group subleases its leased premises under operating leases to non-related parties. The Group also leases its investment properties under operating leases to non-related parties.

##### *(i) Lessor – Operating leases*

Leases where the Group retains substantially all risks and rewards incidental to ownership are classified as operating leases. Rental income from operating leases (net of any incentives given to the lessees) is recognised in profit or loss on a straight-line basis over the lease term.

Initial direct costs incurred by the Group in negotiating and arranging operating leases are added to the carrying amount of the leased assets and recognised as an expense in profit or loss over the lease term on the same basis as the lease income.

Contingent rents are recognised as income in profit or loss when earned.

##### *(ii) Lessor – Subleases*

In classifying a sublease, the Group as an intermediate lessor classifies the sublease as a finance or an operating lease with reference to the right-of-use asset arising from the head lease, rather than the underlying asset.

When the sublease is assessed as a finance lease, the Group derecognises the right-of-use asset relating to the head lease that it transfers to the sublessee and recognised the net investment in the sublease as “Lease receivables”. Any differences between the right-of-use asset derecognised and the net investment in sublease is recognised in profit or loss. Lease liability relating to the head lease is retained in the balance sheet, which represents the lease payments owed to the head lessor.

When the sublease is assessed as an operating lease, the Group recognise lease income from sublease in profit or loss within “Revenue”. The right-of-use asset relating to the head lease is not derecognised.

For contract which contains lease and non-lease components, the Group allocates the consideration based on a relative stand-alone selling price basis.

## 2 SUMMARY OF SIGNIFICANT ACCOUNTING POLICIES (CONT'D)

## 2.24 Leases (Cont'd)

The reconciliation of Profit or loss from Pre-IFRS 16 basis to Post-IFRS 16 basis are as follows.

Income Statement The Group	Year Ended 30 September 2021			Year Ended 30 September 2020		
	Pre- IFRS 16 S\$'000	Effects of IFRS 16 S\$'000	Post- IFRS 16 S\$'000	Pre- IFRS 16 S\$'000	Effects of IFRS 16 S\$'000	Post- IFRS 16 S\$'000
Revenue	142,240	(21,263)	120,977	152,088	(17,875)	134,213
Cost of sales	(83,033)	28,607	(54,426)	(93,565)	22,995	(70,570)
Gross profit	59,207	7,344	66,551	58,523	5,120	63,643
Other income	9,797	5,748	15,545	8,904	8,199	17,103
Other operating expenses						
– Reversal/(impairment loss)						
on trade, other and lease receivables	1,295	(1,527)	(232)	(1,261)	(1,092)	(2,353)
– Others	(72)	(455)	(527)	(830)	–	(830)
Selling and distribution expenses	(1,649)	–	(1,649)	(1,433)	–	(1,433)
Administrative expenses	(33,586)	951	(32,635)	(31,470)	1,041	(30,429)
Finance cost	(2,199)	(2,664)	(4,863)	(1,897)	(3,230)	(5,127)
Share of results of associates and joint ventures, net of tax	3,672	(6)	3,666	555	–	555
Fair value losses on investment properties	(1,107)	(10,491)	(11,598)	(2,224)	(9,585)	(11,809)
Profit before income tax	35,358	(1,100)	34,258	28,867	453	29,320

The reconciliation of Segment revenue and profit before taxation from Pre-IFRS 16 basis to Post-IFRS 16 basis are as follows.

Revenue The Group	Year Ended 30 September 2021			Year Ended 30 September 2020		
	Pre- IFRS 16 S\$'000	Effects of IFRS 16 S\$'000	Post- IFRS 16 S\$'000	Pre- IFRS 16 S\$'000	Effects of IFRS 16 S\$'000	Post- IFRS 16 S\$'000
Industrial	30,492	(12,829)	17,663	38,314	(11,428)	26,886
Commercial	11,921	(4,186)	7,735	17,577	(1,971)	15,606
Residential						
– Co-living (Singapore)	15,237	(4,248)	10,989	13,699	(4,476)	9,223
– 85SOHO (Overseas)	1,967	–	1,967	1,644	–	1,644
– Dormitory set up & retrofit	42	–	42	16,118	–	16,118
	17,246	(4,248)	12,998	31,461	(4,476)	26,985
Space Optimisation	59,659	(21,263)	38,396	87,352	(17,875)	69,477
Logistics Services	27,162	–	27,162	25,185	–	25,185
Facilities Management	55,419	–	55,419	39,551	–	39,551
	142,240	(21,263)	120,977	152,088	(17,875)	134,213

# NOTES TO THE FINANCIAL STATEMENTS

## 2 SUMMARY OF SIGNIFICANT ACCOUNTING POLICIES (CONT'D)

### 2.24 Leases (Cont'd)

The reconciliation of Segment revenue and profit before taxation from Pre-IFRS 16 basis to Post-IFRS 16 basis are as follows (Cont'd)

	Year Ended 30 September 2021			Year Ended 30 September 2020		
	Pre-IFRS 16	Effects of IFRS 16	Post-IFRS 16	Pre-IFRS 16	Effects of IFRS 16	Post-IFRS 16
<b>The Group</b>	<b>S\$'000</b>	<b>S\$'000</b>	<b>S\$'000</b>	<b>S\$'000</b>	<b>S\$'000</b>	<b>S\$'000</b>
Industrial	8,037	2,871	10,908	(1,934)	14	(1,920)
Commercial	315	(1,253)	(938)	(59)	3,235	3,176
Residential						
– Co-living (Singapore)	4,463	(2,098)	2,365	3,453	(2,555)	898
– 85SOHO (Overseas)	(1,263)	(35)	(1,298)	1,071	(26)	1,045
– Dormitory set up & retrofit	(80)	–	(80)	5,507	–	5,507
	<u>3,120</u>	<u>(2,133)</u>	<u>987</u>	<u>10,031</u>	<u>(2,581)</u>	<u>7,450</u>
Space Optimisation	11,472	(515)	10,957	8,038	668	8,706
Logistics Services	4,791	(75)	4,716	4,097	(132)	3,965
Facilities Management	19,147	(510)	18,637	10,145	(83)	10,062
Corporate	(52)	–	(52)	6,587	–	6,587
	<u>35,358</u>	<u>(1,100)</u>	<u>34,258</u>	<u>28,867</u>	<u>453</u>	<u>29,320</u>

### 2.25 Government grants

Grants from the government are recognised as a receivable at their fair value when there is reasonable assurance that the grant will be received and the Group will comply with all the attached conditions.

Government grants receivable are recognised as income over the periods necessary to match them with the related costs which they are intended to compensate, on a systematic basis. Government grants relating to expenses are shown separately as other income. Government grants relating to property tax rebates and cash grants are shown as a net basis in other income.

Government grants relating to assets are deducted against the carrying amount of the assets.

### 2.26 Operating segments

For management purposes, operating segments are organised based on their products and services which are independently managed by the respective segment managers responsible for the performance of the respective segments under their charge. The segment managers are directly accountable to the Group Managing Director who regularly review the segment results in order to allocate resources to the segments and to assess segment performance.

### 2.27 Share option scheme

The Group has adopted The LHN Performance Share Plan on 10 March 2015 to enable its employees to build up a stake in the Group. The Share Plan has been terminated on 17 January 2018.

On 25 September 2017, the shareholders adopted the "LHN Share Option Scheme", effective upon the HK Listing. The Scheme has been assigned by the Board of Directors to be administered by a committee comprising members of our Remuneration Committee.

No share option has been issued as at the date of the report.



### 3 FINANCIAL RISK MANAGEMENT

The Group's activities expose it to market risk (including currency risk and interest risk), credit risk, liquidity risk, capital risk and fair value estimation. The Group's overall risk management strategy focuses on the unpredictability of financial markets and seeks to minimise potential adverse effects on the Group's financial performance.

#### (a) Market risk

##### (i) Foreign currency risk

Currency risk is the risk that the value of a financial instrument will fluctuate due to changes in foreign exchange rates.

	MYR S\$'000	HKD S\$'000	RMB S\$'000	THB S\$'000	IDR S\$'000	USD S\$'000
<b>At 30 September 2021</b>						
<b>Financial assets</b>						
Cash and bank balances	47	1,615	455	189	430	1,064
Fixed deposits	-	-	-	-	-	59
Trade and other receivables	462	1,097	397	573	262	818
	<u>509</u>	<u>2,712</u>	<u>852</u>	<u>762</u>	<u>692</u>	<u>1,941</u>
<b>Financial liabilities</b>						
Bank borrowings	-	-	2,086	-	-	5,610
Lease liabilities	773	288	1,646	1,494	-	-
Trade and other payables	183	187	449	205	387	388
	<u>956</u>	<u>475</u>	<u>4,181</u>	<u>1,699</u>	<u>387</u>	<u>5,998</u>
Net currency exposure	<u>(447)</u>	<u>2,237</u>	<u>(3,329)</u>	<u>(937)</u>	<u>305</u>	<u>(4,057)</u>
	MYR S\$'000	HKD S\$'000	RMB S\$'000	THB S\$'000	IDR S\$'000	USD S\$'000
<b>At 30 September 2020</b>						
<b>Financial assets</b>						
Cash and bank balances	104	743	208	202	647	993
Fixed deposits	-	-	-	-	-	59
Trade and other receivables	376	1,171	562	598	276	895
	<u>480</u>	<u>1,914</u>	<u>770</u>	<u>800</u>	<u>923</u>	<u>1,947</u>
<b>Financial liabilities</b>						
Bank borrowings	-	-	2,372	-	-	7,083
Lease liabilities	614	531	1,636	1,781	-	-
Trade and other payables	165	213	264	265	426	632
	<u>779</u>	<u>744</u>	<u>4,272</u>	<u>2,046</u>	<u>426</u>	<u>7,715</u>
Net currency exposure	<u>(299)</u>	<u>1,170</u>	<u>(3,502)</u>	<u>(1,246)</u>	<u>497</u>	<u>(5,768)</u>

## NOTES TO THE FINANCIAL STATEMENTS

## 3 FINANCIAL RISK MANAGEMENT (CONT'D)

## (a) Market risk (Cont'd)

## (i) Foreign currency risk (Cont'd)

*Sensitivity Analysis for currency risk*

With all other variables being held constant, a 5% strengthening/weakening of the MYR, HKD, RMB, THB, IDR and USD against Singapore Dollar at the reporting date would have either increased or decreased the Group's net profit after tax by the amounts (nearest thousand) shown below:

The Group	As at 30 September	
	2021 S\$'000	2020 S\$'000
MYR against SGD		
– Strengthened	(19)	(12)
– Weakened	19	12
HKD against SGD		
– Strengthened	93	49
– Weakened	(93)	(49)
RMB against SGD		
– Strengthened	(138)	(145)
– Weakened	138	145
THB against SGD		
– Strengthened	(39)	(52)
– Weakened	39	52
IDR against SGD		
– Strengthened	13	21
– Weakened	(13)	(21)
USD against SGD		
– Strengthened	(168)	(239)
– Weakened	168	239

## (ii) Interest rate risk

The Group's interest rate risk arises primarily from bank borrowings and lease liabilities. Bank borrowings and lease liabilities at variable rates and fixed rates expose the Group to cash flow interest rate risk and fair value interest rate risk, respectively.

The Group manages its interest cost by using a mix of fixed and variable rate debt and to obtain the most favorable interest rates available.

### 3 FINANCIAL RISK MANAGEMENT (CONT'D)

#### (a) Market risk (Cont'd)

##### (ii) Interest rate risk (Cont'd)

The following table details the interest rate profile of the Group at the end of each of the reporting periods:

	Within 1 year S\$'000	1-5 years S\$'000	More than 5 years S\$'000	Total S\$'000
<b>30 September 2021</b>				
<b>Fixed rate</b>				
Fixed deposits	1,384	-	-	1,384
Lease liabilities	37,706	49,898	4,732	92,336
Bank borrowings	611	2,349	-	2,960
<b>Floating rate</b>				
Bank borrowings	10,945	31,312	56,161	98,418
<b>30 September 2020</b>				
<b>Fixed rate</b>				
Fixed deposits	2,046	-	-	2,046
Lease liabilities	33,193	61,557	4,625	99,375
Bank borrowings	18	-	-	18
<b>Floating rate</b>				
Bank borrowings	10,707	29,790	26,207	66,704

##### *Sensitivity analysis for cash flow interest rate risk*

As at 30 September 2021 and 2020, if interest rates on variable rate borrowings had been increased/decreased by 100 basis points, with all other variables held constant, the Group's profit after tax for the year would have been decreased/increased by approximately S\$817,000 and S\$554,000, mainly as a result of higher/lower interest expense on floating rate borrowings.

The sensitivity analysis above has been determined assuming that the change in cash flow interest rate had occurred at the end of the reporting period and had been applied to the exposure to interest rate risk for the Group's floating rate borrowings in existence at that date. The 100 basis points increase or decrease represents management's assessment of a reasonably possible change in interest rates over the period until the end of the next annual reporting period. The analysis was performed on the same methodology for the financial years ended 30 September 2021 and 2020.

#### (b) Credit risk

Credit risk is the risk that one party to a financial instrument will fail to discharge an obligation and cause the Company or the Group to incur a financial loss. The Company's and the Group's exposure to credit risk arises primarily from trade and other receivables, bank deposits, advances to subsidiaries and loans to associates and joint venture.

Credit risk is controlled by the application of credit approvals, limits and monitoring procedures. Cash terms, advance payments, and letter of credits are required for customers of lower credit standing. The Group's objective is to seek continual growth while minimizing losses incurred due to increased credit risk exposure.

## NOTES TO THE FINANCIAL STATEMENTS

### 3 FINANCIAL RISK MANAGEMENT (CONT'D)

#### (b) Credit risk (Cont'd)

##### (i) Exposure to credit risk

As the Company and the Group do not hold any collateral, the maximum exposure to credit risk for each class of financial instruments is the carrying amount of that class of financial instruments presented on the statements of financial position.

The Group's policy is to provide financial guarantees only to subsidiaries and joint ventures. The maximum exposure to credit risk is the amount that the Group could have to pay if the corporate guarantees are called on for:

	As at 30 September	
	2021 S\$'000	2020 S\$'000
Hire-purchase facilities	3,400	4,000
Bank loan facilities	163,200	111,100
Banker's guarantee	1,900	1,300

The Group has immaterial exposure to credit risk arising from the corporate guarantees.

For trade receivables, the Group adopts the policy of dealing only with customers of appropriate credit history, and obtaining sufficient security where appropriate to mitigate credit risk. For other financial assets, the Group adopts the policy of dealing only with high credit quality counterparties.

The Group's maximum exposure to credit risk (not taking into account the value of any collateral or other security held) in the event that the counterparties fail to perform their obligations as of 30 September 2021 in relation to each class of recognised financial assets is the carrying amount of those assets as indicated in the statements of financial position. Cash is held with reputable financial institutions.

##### (ii) Trade and other receivables

The Group has applied the simplified approach by using the provision matrix to measure the lifetime expected losses for trade receivables.

To measure the expected credit losses of trade receivables, trade receivables have been grouped based on the days past due. In calculating the expected credit loss rates, the Group considers historical loss rates for the customers of the Group.

The Company applies the general IFRS 9 3-stage approach when determining ECL for other receivables. No additional loss allowance is recognised upon adoption of IFRS 9 as all strategies indicate that the Company could fully recover the outstanding balances.

The expected loss rate of other receivables is assessed to be low and no loss allowance provision is made for other receivables during the year.

Receivables are written off when there is no reasonable expectation of recovery, such as a debtor failing to engage in a repayment plan with the Group. The Group categorises a receivable for write off when a debtor fails to make contractual payment greater than 365 days past due based on historical collection trend. When receivables have been written off, the Group continues to engage in enforcement activity to attempt to recover the receivables due. Where recoveries are made, these are recognised in profit or loss.

### 3 FINANCIAL RISK MANAGEMENT (CONT'D)

#### (b) Credit risk (Cont'd)

##### (ii) Trade and other receivables (Cont'd)

As at 30 September 2021 and 2020, management has identified a group debtors from space optimisation business to be credit impaired as they experienced significant financial difficulties. Hence, management has assessed the recoverability of the outstanding balances separately from the provision matrix below.

	2021 S\$'000	2020 S\$'000
Gross carrying amount	913	2,886
Less: loss allowance	(744)	(2,311)
Carrying amount net of allowance	<u>169</u>	<u>575</u>

The Group's credit risk exposure in relation to trade receivables as at 30 September 2021 and 2020 are set out in the provision matrix as follows:

	Current S\$'000	Past due 1 to 30 days S\$'000	Past due 31 to 60 days S\$'000	Past due 61 to 90 days S\$'000	Past due 91 to 180 days S\$'000	Past due 181 to 365 days S\$'000	Past due over 365 days S\$'000	Total S\$'000
<b>30 September 2021</b>								
<b>Space Optimisation</b>								
Expected loss rate	0.0%	0.0%	0.0%	0.0%	84.4%	100.0%	100.0%	
Gross carrying amount	331	372	63	15	45	7	27	860
Loss allowances	-	-	-	-	38	7	27	72
<b>Logistics, Facilities and Other</b>								
Expected loss rate	0.0%	0.0%	0.0%	0.0%	88.1%	10.0%	-	
Gross carrying amount	11,263	1,527	464	76	42	20	-	13,392
Loss allowances	-	-	-	-	37	2	-	39
	Current S\$'000	Past due 1 to 30 days S\$'000	Past due 31 to 60 days S\$'000	Past due 61 to 90 days S\$'000	Past due 91 to 180 days S\$'000	Past due 181 to 365 days S\$'000	Past due over 365 days S\$'000	Total S\$'000
<b>30 September 2020</b>								
<b>Space Optimisation</b>								
Expected loss rate	0.0%	9.3%	47.3%	60.0%	71.3%	80.0%	100.0%	
Gross carrying amount	193	804	275	10	157	15	19	1,473
Loss allowances	-	75	130	6	112	12	19	354
<b>Logistics, Facilities and Other</b>								
Expected loss rate	0.0%	0.0%	0.0%	0.0%	0.0%	0.0%	100.0%	
Gross carrying amount	29,771	1,440	348	73	30	22	14	31,698
Loss allowances	-	-	-	-	-	-	14	14

Loans to subsidiaries, joint ventures and staff loans are considered to have low credit risk as they have financial capacity to meet the contractual obligation.

The Group considered that there was evidence of default if any of the following indicators were present:

- There is significant difficulty of the debtor
- Breach of contract, such as default or past due event
- It is becoming probable that the debtor will enter bankruptcy or other financial reorganization

## NOTES TO THE FINANCIAL STATEMENTS

### 3 FINANCIAL RISK MANAGEMENT (CONT'D)

#### (b) Credit risk (Cont'd)

##### (iii) Movement in credit loss allowance

	Trade receivables S\$'000	Other receivables S\$'000	Total S\$'000
Balance as at 1 October 2019	2,026	18	2,044
Loss allowance recognised in profit or loss for the year	1,258	3	1,261
Written off	(605)	(18)	(623)
Balance as at 30 September 2020	2,679	3	2,682
Balance as at 1 October 2020	2,679	3	2,682
Loss allowance recognised in profit or loss for the year	268	–	268
Written off	(2,092)	–	(2,092)
Balance as at 30 September 2021	855	3	858

##### (iv) Lease receivables

For lease receivables, management has performed credit evaluation before entering into the sublease to the tenant. Cash terms, advance payments, and letter of credits are required for customers of lower credit standing.

In measuring the lifetime expected credit loss allowance for lease receivables, the Group considers the history of default and current and forward-looking factors that may affect the ability of the customers to settle the receivables.

Lease receivables are written-off when there is no reasonable expectation of recovery, such as early termination.

Lease receivables of S\$33,839,000 (2020: S\$43,253,000) are subject to immaterial credit loss as there is no history of default for the companies in which the Group has entered into a finance lease arrangement with.

##### (v) Cash and cash equivalents

The Group and the Company held cash and cash equivalents of S\$36,801,000 and S\$6,090,000 respectively (2020: S\$39,127,000 and S\$6,682,000) with banks that are rated A3 and A1+ based on Standard & Poor's and considered to have low credit risk. The cash balances are measured on 12-month expected credit losses and subject to immaterial credit loss.

#### (c) Liquidity risk

Liquidity or funding risk is the risk that the Group will encounter difficulty in raising funds to meet commitments associated with financial instruments. Liquidity risk may result from an inability to sell a financial asset quickly at close to its fair value.

The Group manages its liquidity risk by ensuring the availability of funding through its ability to operate profitably, maintaining sufficient cash to enable it to meet its normal operating commitments, having adequate amount of committed credit facilities.

### 3 FINANCIAL RISK MANAGEMENT (CONT'D)

#### (c) Liquidity risk (Cont'd)

The table below analyses the maturity profile of the Group's financial liabilities based on contractual undiscounted cash flows:

	Less than 1 year S\$'000	1-5 years S\$'000	More than 5 years S\$'000	Total S\$'000
<b>As at 30 September 2021</b>				
Lease liabilities	39,496	52,047	5,238	96,781
Bank borrowings	13,983	41,890	71,110	126,983
Trade and other payables	31,714	-	22	31,736
	<u>85,193</u>	<u>93,937</u>	<u>76,370</u>	<u>255,500</u>
<b>As at 30 September 2020</b>				
Lease liabilities	35,704	65,027	5,278	106,009
Bank borrowings	12,641	36,788	37,366	86,795
Trade and other payables	40,047	-	21	40,068
	<u>88,392</u>	<u>101,815</u>	<u>42,665</u>	<u>232,872</u>

#### (d) Capital Risk

The Group actively and regularly reviews and manages its capital structure to ensure optimal capital structure and shareholder returns, taking into consideration the future capital requirements of the Group and capital efficiency, prevailing and projected profitability, projected operating cash flows, projected capital expenditures and projected strategic investment opportunities. The Group currently does not adopt any formal dividend policy.

Gearing has a significant influence on the Group's capital structure and the Group monitors capital using a gearing ratio. The gearing ratio is calculated as net debt divided by total capital. Net debt is calculated as the sum of bank borrowings, trade and other payables and lease liabilities less cash and cash equivalents. Total capital is calculated as equity plus net debt.

As at 30 September 2021 and 2020, the gearing ratios are as follow:

	As at 30 September	
	2021 S\$'000	2020 S\$'000
Borrowings	101,378	66,722
Lease liabilities	92,336	99,375
Trade and other payables	35,414	43,722
Less: cash and bank balances	(36,786)	(38,446)
Less: fixed deposit	(1,384)	(2,046)
Net debt	<u>190,958</u>	169,327
Total equity	<u>148,283</u>	123,580
Total capital	<u>339,241</u>	292,907
Gearing ratio	<u>0.56</u>	0.58

## NOTES TO THE FINANCIAL STATEMENTS

### 3 FINANCIAL RISK MANAGEMENT (CONT'D)

#### (e) Fair value estimation

The below presents assets and liabilities recognised and measured at fair value and classified by level of the following fair value measurement hierarchy:

- (i) Level 1: quoted prices (unadjusted) in active markets for identical assets or liabilities.
- (ii) Level 2: inputs other than quoted prices included within Level 1 that are observable for the asset or liability, either directly or indirectly.
- (iii) Level 3: unobservable inputs for the asset or liability.

The following table shows the levels within the hierarchy of non-financial assets measured at fair value on a recurring basis at 30 September 2021 and 2020:

	Level 1 S\$'000	Level 2 S\$'000	Level 3 S\$'000	Total S\$'000
<b>As at 30 September 2021</b>				
Investment properties (owned):				
Industrial, commercial and residential properties	–	–	125,239	125,239
Investment properties (right-of-use):				
Industrial, commercial and residential properties	–	–	41,331	41,331
	–	–	166,570	166,570
Property, plant and equipment:				
Leasehold buildings	–	–	22,502	22,502
<b>As at 30 September 2020</b>				
Investment properties (owned):				
Industrial, commercial and residential properties	–	–	81,177	81,177
Investment properties (right-of-use):				
Industrial, commercial and residential properties	–	–	34,401	34,401
	–	–	115,578	115,578
Property, plant and equipment:				
Leasehold buildings	–	–	12,521	12,521

Fair value of the Group's main property assets is estimated based on appraisals performed by independent, professionally-qualified property valuers based on indicative sale price of the property. The significant inputs and assumptions are developed in close consultation with management. The valuation report and fair value changes are reviewed by the directors at each reporting date.

Fair value of the Group's right-of-use assets (classified as investment properties) including Level 3 fair values, are estimated based on appraisals performed by independent, professionally-qualified property valuers.



### 3 FINANCIAL RISK MANAGEMENT (CONT'D)

#### (e) Fair value estimation (Cont'd)

##### *Fair value measurements of investment properties*

Investment properties are carried at fair values at the end of reporting period. Details of the valuation methods and reconciliation of movements in Level 3 fair value measurements have been disclosed in Note 16.

##### *Valuation techniques and inputs used in Level 3 fair value measurements*

The following table presents the valuation techniques and key inputs that were used to determine the fair value of investment properties and property, plant and equipment categorised under Level 3 of the fair value hierarchy:

Description	Fair value (S\$'000)	Valuation technique	Unobservable inputs <sup>(a)</sup>	Range of unobservable inputs	Relationship of unobservable inputs to fair value
<b>As at 30 September 2021</b>					
Singapore (Owned investment properties)	101,628	Direct comparison method	Transacted price of comparable properties	S\$1,600 to S\$41,000 per square metre	The higher the comparable value, the higher the fair value
		Discounted cash flow	Discount rate	7.25%–7.5%	The higher the rate, the lower the fair value
		Discounted cash flow	Terminal yield	5.25%–6%	The higher the rate, the lower the fair value
		Capitalisation rate	Capitalisation rate	5.0%–5.75%	The higher the rate, the lower the fair value
Singapore (Right-of-use properties)	41,331	Income capitalisation method	Capitalisation rate	10.5% <sup>(b)</sup>	The higher the rate, the lower the fair value
Indonesia (Owned investment properties)	6,175	Direct comparison method	Transacted price of comparable properties	S\$3,400 to S\$3,800 per square metre	The higher the comparable value, the higher the fair value
Cambodia (Owned investment properties)	17,436	Direct comparison method	Transacted price of comparable properties	S\$1,800 to S\$6,700 per square metre	The higher the comparable value, the higher the fair value
		Capitalisation rate	Capitalisation rate	6.0%	The higher the rate, the lower the fair value
	<u>166,570</u>				
Singapore (Leasehold buildings)	22,502	Direct comparison method	Transacted price of comparable properties	S\$1,300 to S\$2,000 per square metre	The higher the comparable value, the higher the fair value
	<u>22,502</u>				

## NOTES TO THE FINANCIAL STATEMENTS

## 3 FINANCIAL RISK MANAGEMENT (CONT'D)

## (e) Fair value estimation (Cont'd)

*Fair value measurements of investment properties (Cont'd)**Valuation techniques and inputs used in Level 3 fair value measurements (Cont'd)*

Description	Fair value (S\$'000)	Valuation technique	Unobservable inputs <sup>(a)</sup>	Range of unobservable inputs	Relationship of unobservable inputs to fair value
<b>As at 30 September 2020</b>					
Singapore (Owned investment properties)	57,430	Direct comparison method	Transacted price of comparable properties	S\$1,700 to S\$12,300 per square metre	The higher the comparable value, the higher the fair value
		Discounted cash flow	Discount rate	7.25%–7.5%	The higher the rate, the lower the fair value
		Discounted cash flow	Terminal yield	5.25%–6%	The higher the rate, the lower the fair value
		Capitalisation rate	Capitalisation rate	5.0%–5.75%	The higher the rate, the lower the fair value
Singapore (Right-of-use properties)	34,401	Multiperiod earnings excess method	Discount rate	10.5% <sup>(b)</sup>	The higher the rate, the lower the fair value
Indonesia (Owned investment properties)	6,016	Direct comparison method	Transacted price of comparable properties	S\$3,500 to S\$3,900 per square metre	The higher the comparable value, the higher the fair value
Cambodia (Owned investment properties)	17,731	Capitalisation rate	Capitalisation rate	7.0%–8.0%	The higher the rate, the lower the fair value
	<u>115,578</u>				
Singapore (Leasehold buildings)	12,521	Direct comparison method	Transacted price of comparable properties	S\$400 to S\$2,000 per square metre	The higher the comparable value, the higher the fair value
	<u>12,521</u>				

(a) There were no significant inter-relationships between unobservable inputs.

(b) In the financial year 2021, the Company has sought independent valuers to value the properties. The method is changed to conform to the industry practice in valuing short-term leases under the income capitalisation method. The Board has assessed that the method will not result in a materially different valuation from prior year's method.

#### 4 CRITICAL ACCOUNTING ESTIMATES AND JUDGEMENTS

Estimates and judgements are continually evaluated and are based on historical experience and other factors, including expectations of future events that are believed to be reasonable under the circumstances. The Group makes estimates and assumptions concerning the future. The resulting accounting estimates will, by definition, seldom equal the related actual results. The estimates and assumptions that have a significant risk of causing a material adjustment to the carrying amounts of assets and liabilities within the next financial year are addressed below.

##### (a) Fair value of investment properties

The fair value of investment properties is determined by using valuation techniques. Details of the judgement and assumptions have been disclosed in Note 3(e).

##### (b) Depreciation of property, plant and equipment

Property, plant and equipment are depreciated on a straight-line basis over their estimated useful lives. Management estimates the useful lives of property, plant and equipment to be within the range as indicated in the accounting policy for property, plant and equipment and depreciation. The carrying amount of the Group's property, plant and equipment as at 30 September 2021 was S\$54,167,000 (2020: S\$40,363,000). Changes in the expected level of usage and technological developments could impact the economic useful lives and the residual values of these assets, therefore future depreciation charges could be revised. If the estimated useful lives on property, plant and equipment increases/decreases by 10% from management, the Group's profit for the year ended 30 September 2021 will increase/decrease by S\$715,000 (2020: S\$712,000).

##### (c) Expected credit losses ("ECL")

ECLs are unbiased probability-weighted estimates of credit losses which are determined by evaluating a range of possible outcomes and taking into account past events, current conditions and assessment of future economic conditions.

The Group has used relevant historical information and loss experience to determine the probability of default of the instruments, which involved significant estimates and judgements.

In determining the ECL of trade receivables, the Group used one year of historical losses data to determine the loss rate and applied an adjustment against the historical loss rate. As at date of balance sheet, the ECLs for trade receivables are S\$855,000 (2020: S\$2,679,000).

In determining the ECL of the lease receivables, the Group considered the history of default to determine the loss rate and applied an adjustment against the loss rate. As at date of balance sheet, the lease receivables of S\$33,839,000 (2020: S\$43,253,000) are subject to immaterial credit loss.

##### (d) Determining the lease term

In determining the lease term, management considered all factors and circumstances that create an economic incentive to exercise an extension option or not exercise a termination option. Extension options (or periods after termination options) are only included in the lease term if the lease is reasonably certain to be extended (or not terminated). The assessment is reviewed if a significant event or a significant change in circumstances occurs which affects this assessment and that is within the control of the lessee. The assessment of the lease term will have an impact on the carrying amount of the lease liability and right-of-use asset initially recognised. The impact of the extension options not taken up by management is disclosed in Note 36(f).

# NOTES TO THE FINANCIAL STATEMENTS

## 5 SEGMENT INFORMATION

The Group Managing Director monitors the operating results of its operating segments for the purpose of making decisions about resource allocation and performance assessment. Segment performance is evaluated based on segment results which in certain respects, set out below, are presented differently from operating profit or loss in the consolidated financial statements of the Group. The Group's reportable operating segments are as follows:

1. Industrial group
2. Commercial group
3. Residential group
4. Logistics group
5. Facilities management group

Industrial, Commercial and Residential groups form the space optimisation business.

During the financial year 2021, revenue attributable to the Group's largest customer accounted for approximately 24.3% (2020: 25.1%) of the Group's total revenue and aggregate revenue attributable to the five largest customers of the Group accounted for approximately 32.2% (2020: 30.6%) of the Group's total pre-IFRS 16 revenue.

To the knowledge of the Directors, none of the Directors, or their respective associates, or shareholders owning more than 5% of the Company's issued share capital had any beneficial interests in any of the five largest customers.

### Allocation basis and transfer pricing

Segment results include items directly attributable to a segment as well as those that can be allocated on a reasonable basis. Unallocated items comprise mainly income tax expense and non-controlling interests.

Transfer prices between operating segments are on an arm's length basis in a manner similar to transactions with third parties, if any.

### Sales

Sales between segments are carried out at market terms. The revenue from external parties reported to the Group Managing Director is measured in a manner consistent with that in the statement of comprehensive income.

The Group Managing Director assesses the performance of the operating segments based on the segment result, being a measure of earnings before tax, interest, finance costs, share of results of associates and joint ventures and fair value gain or loss on investment properties from continuing operations.

### Segment assets and liabilities

The amounts reported to the Group Managing Director with respect to the total assets and liabilities are measured in a manner consistent with that of the financial statements. Segment assets and liabilities include, investment properties, property, plant and equipment, right-of-use assets, trade and other receivables, lease receivables, bank borrowings, lease liabilities and trade and other payables that are directly attributable to a segment as well as items that can be allocated on a reasonable basis.

## SEGMENT INFORMATION (CONT'D)

## Segment assets and liabilities (Cont'd)

Segment breakdown for year ended 30 September 2021 are as follows:

	Industrial S\$'000	Commercial S\$'000	Residential S\$'000	Logistics S\$'000	Facilities management S\$'000	Corporate and eliminations S\$'000	Consolidated S\$'000
<b>Sales</b>							
Total segment sales	19,690	8,431	13,122	29,311	63,837	22,716	157,107
Inter-segment sales	(2,027)	(696)	(124)	(2,149)	(8,418)	(22,716)	(36,130)
Sales to external parties	17,663	7,735	12,998	27,162	55,419	-	120,977
<b>Segment results</b>							
Fair value loss on investment properties	11,186	4,731	6,527	4,651	19,970	(12)	47,053
Finance cost	(3,123)	(4,875)	(3,600)	-	-	-	(11,598)
Share of results of associates and joint venture	(1,651)	(794)	(1,440)	(633)	(305)	(40)	(4,863)
Profit before taxation	6,412	(938)	1,487	4,018	19,665	(52)	30,592
Taxation	4,496	-	(500)	698	(1,028)	-	3,666
Net profit after taxation	10,908	(938)	987	4,716	18,637	(52)	34,258
Non-controlling interests							(5,400)
Net profit attributable to equity holders of the Company							28,858
							(795)
							28,063
<b>Segment assets</b>							
Investment in associates	94,117	39,323	117,028	32,560	22,456	11,475	316,959
Investment in joint ventures	-	-	-	238	57	-	295
Total segment assets	18,400	-	-	-	2,241	-	20,641
							337,895
<b>Total segment liabilities</b>							
Capital expenditure	64,625	26,458	78,256	22,410	22,192	15,936	229,877
Depreciation of property, plant and equipment	643	11,950	38,799	2,849	2,211	10,343	66,795
Depreciation of right-of-use assets	736	1,248	2,456	1,526	825	356	7,147
	277	266	105	1,974	9,046	-	11,668

# NOTES TO THE FINANCIAL STATEMENTS

## 5 SEGMENT INFORMATION (CONT'D)

### Segment assets and liabilities (Cont'd)

Segment breakdown for year ended 30 September 2020 are as follows:

	Industrial S\$'000	Commercial S\$'000	Residential S\$'000	Logistics S\$'000	Facilities management S\$'000	Corporate and eliminations S\$'000	Consolidated S\$'000
<b>Sales</b>							
Total segment sales	29,890	16,534	27,107	27,956	47,168	22,277	170,932
Inter-segment sales	(3,004)	(928)	(122)	(2,771)	(7,617)	(22,277)	(36,719)
Sales to external parties	26,886	15,606	26,985	25,185	39,551	–	134,213
<b>Segment results</b>							
Fair value (loss)/gain on investment properties	6,455	8,168	8,478	4,050	11,934	6,616	45,701
Finance cost	(7,898)	(4,243)	332	–	–	–	(11,809)
Share of results of associates and joint venture	(2,009)	(749)	(1,360)	(596)	(384)	(29)	(5,127)
Profit before taxation	(3,452)	3,176	7,450	3,454	11,550	6,587	28,765
Taxation	1,532	–	–	511	(1,488)	–	555
Net profit after taxation	(1,920)	3,176	7,450	3,965	10,062	6,587	29,320
Non-controlling interests							(4,633)
Net profit attributable to equity holders of the Company							24,687
Segment assets							(543)
Investment in associates	93,360	42,701	98,033	31,813	11,666	1,229	278,802
Investment in joint ventures	–	–	–	148	30	–	178
Total segment assets	13,981	–	–	–	3,205	–	17,186
Total segment liabilities	76,126	41,493	48,871	24,503	14,509	6,562	212,064
Capital expenditure	830	1,966	9,463	14,778	418	238	27,693
Depreciation of property, plant and equipment	1,471	1,044	2,230	1,383	544	446	7,118
Depreciation of right-of-use assets	596	402	2,784	1,895	8,075	–	13,752

## 5 SEGMENT INFORMATION (CONT'D)

### Reconciliation of segments' total assets and total liabilities

	As at 30 September	
	2021	2020
	S\$'000	S\$'000
Reportable segments' assets are reconciled to total assets:		
Segment assets	337,895	296,166
Deferred tax assets	60	77
Long-term prepayment	99	116
Intangible assets	–	40
Financial assets, at FVOCI	–	–
Inventories	90	75
Loans to associates and joint ventures	9,152	4,959
Prepayment	1,342	1,823
Cash and bank balances	36,786	38,446
Fixed deposits	1,384	2,046
<b>Total assets</b>	<b>386,808</b>	<b>343,748</b>
Reportable segments' liabilities are reconciled to total liabilities:		
Segment liabilities	229,877	212,064
Current income tax liabilities	4,995	4,531
Deferred tax liabilities	3,653	3,573
<b>Total liabilities</b>	<b>238,525</b>	<b>220,168</b>

### Geographical segment

The following table shows the distribution of the Group's revenue from external customers based on the location where goods are sold and services are provided:

	Revenue from external customers	
	Year ended 30 September	
	2021	2020
	S\$'000	S\$'000
Singapore	110,502	124,337
Hong Kong	2,133	2,405
Indonesia	344	709
Thailand	3,975	3,621
Cambodia	1,137	2
Myanmar	830	1,642
Malaysia	2,056	1,497
	<b>120,977</b>	<b>134,213</b>

## NOTES TO THE FINANCIAL STATEMENTS

## 5 SEGMENT INFORMATION (CONT'D)

## Reconciliation of segments' total assets and total liabilities (Cont'd)

*Geographical segment (Cont'd)*

The following table shows the distribution of the Group's non-current assets excluding deferred tax assets based on geographical location of customers:

	Non-current assets As at 30 September	
	2021 S\$'000	2020 S\$'000
Singapore	248,912	196,681
Hong Kong	354	623
Indonesia	7,593	6,118
Thailand	2,311	2,840
Cambodia	16,137	17,779
Myanmar	3,964	4,608
Malaysia	1,223	1,132
People's Republic of China	5,715	5,013
	<b>286,209</b>	<b>234,794</b>

## 6 REVENUE

	Year ended 30 September	
	2021 S\$'000	2020 S\$'000
Rental and warehousing lease income from		
– Leased properties	25,007	42,429
– Owned properties	5,712	4,302
Car park services	16,831	14,852
Dormitory management services	42	16,118
Logistics services		
– Trucking services	12,318	11,423
– Storage services	2,655	2,965
– Container repair services	2,436	2,726
– Logistics management	9,808	8,070
Facilities services	44,502	29,957
Management services fee income	1,572	1,062
Others	94	309
	<b>120,977</b>	<b>134,213</b>
Timing of revenue recognition:		
At a point in time	7,580	21,943
Period over time	82,678	65,539
	<b>90,258</b>	<b>87,482</b>



## 6 REVENUE (CONT'D)

## (a) Contract liabilities

	Year ended 30 September		1 October
	2021	2020	2019
	S\$'000	S\$'000	S\$'000
Contract liabilities			
– Advance received from customers	<u>2,298</u>	<u>1,766</u>	<u>2,533</u>

## (i) Revenue recognized in relation to contract liabilities

	Year ended 30 September	
	2021	2020
	S\$'000	S\$'000
Revenue recognized in current period that was included in the contract liability balance at the beginning of the period:		
– Advance received from customers	<u>1,766</u>	<u>2,533</u>

## (ii) Unsatisfied performance obligation

As at reporting date, the Group does not have any unsatisfied performance obligation (2020: S\$nil).

## (b) Trade receivables from contracts with customers

	Year ended 30 September		1 October
	2021	2020	2019
	S\$'000	S\$'000	S\$'000
Current assets			
– Trade receivables from contracts with customers	<u>13,484</u>	<u>31,737</u>	<u>5,353</u>
– Loss allowance	<u>(47)</u>	<u>(50)</u>	<u>(48)</u>
	<u>13,437</u>	<u>31,687</u>	<u>5,305</u>

## NOTES TO THE FINANCIAL STATEMENTS

## 7 OTHER INCOME

	Year ended 30 September	
	2021 S\$'000	2020 S\$'000
Handling charges	325	320
Gain on disposal of property, plant and equipment	242	–
Interest income	1,350	1,594
Gain from net investment in subleases (Note 25)	4,598	6,884
Gain from termination of lease	2	2
Lease modification gains	20	–
Vehicle related income	113	325
Government grants	246	121
Wage credit scheme and special employment credit*	211	211
Job support scheme**	1,882	1,811
Forfeiture of tenant deposit	242	1,188
Services charges	207	191
Miscellaneous charge to tenant	161	194
Rental rebates, net***	4,534	2,945
Other income	1,412	1,317
	<b>15,545</b>	<b>17,103</b>

\* Wages credit scheme and special employment credit are incentives introduced by the Singapore Government to help business alleviate business costs in a tight labour market and to support business investments. These incentives are in the form of cash payout.

\*\* Job support scheme (“JSS”) are introduced by Singapore Government to help employers to retain their local employees during the period of economic uncertainty as a result of global pandemic outbreak of COVID-19. JSS will be allocated over the period of uncertainty to match its relevant cost incurred. The unallocated amount which has been received and any amount to be received as at year end are recognised as Deferred grant income and Grant receivables, respectively.

\*\*\* Rental rebates are introduced by Governments, mainly to help tenants with their rental payments during the global pandemic outbreak of COVID-19. These are net of rental reliefs received from landlords and rental relief paid to eligible tenants.

## 8 OTHER EXPENSES

	Year ended 30 September	
	2021 S\$'000	2020 S\$'000
Provision for onerous contract	–	270
Lease modification loss	455	–
Foreign exchange loss	72	560
	<b>527</b>	<b>830</b>

## 9 EXPENSES BY NATURE

	Year ended 30 September	
	2021	2020
	S\$'000	S\$'000
Advertising expenses	321	391
Commission fees	922	861
Entertainment expenses	274	161
Marketing expenses	132	20
Transportation costs	1,348	1,477
Container depot management charges	2,607	2,338
Rental expenses	5,939	21,348
Upkeep, maintenance, set up and retrofit costs of worker's dormitory*	18,853	21,972
Consultancy fees	145	9
Depreciation of property, plant and equipment	7,147	7,118
Depreciation of right-of-use assets	11,668	13,752
Amortisation of intangible assets	39	68
Loss on disposal of property, plant and equipment	–	41
Write-off of property, plant and equipment	18	115
Professional fees	1,103	1,071
Vehicle-related expenses	80	66
Employee benefit costs (Note 10)	31,416	26,276
Insurance fees	738	620
IT Maintenance expenses	644	530
Printing expenses	204	193
Property management fees	334	409
Telephone expenses	314	311
Auditor's remuneration		
– Audit services – current	437	303
– Audit services – under provision in prior year	104	–
– Non-audit services	265	70
Other expenses	3,658	2,912
	<b>88,710</b>	<b>102,432</b>

\* Certain comparative amounts have been reclassified to conform with the current year's presentation. In the opinion of the directors of the Company, this presentation would better reflect the financial performance of the Group.

## 10 EMPLOYEE BENEFIT COSTS – INCLUDING DIRECTORS' EMOLUMENTS

### (a) Employee benefit expenses during the years are as follows:

	Year ended 30 September	
	2021	2020
	S\$'000	S\$'000
Wages, salaries and allowances	28,918	24,246
Retirement benefit costs – defined contribution plans	2,294	1,832
Directors' fees	204	198
	<b>31,416</b>	<b>26,276</b>

Employee benefits expenses have been included in consolidated statement of profit or loss as follows:

	Year ended 30 September	
	2021	2020
	S\$'000	S\$'000
Cost of sales	13,550	9,933
Administrative expenses	17,866	16,343
	<b>31,416</b>	<b>26,276</b>

## NOTES TO THE FINANCIAL STATEMENTS

## 10 EMPLOYEE BENEFIT COSTS – INCLUDING DIRECTORS' EMOLUMENTS (CONT'D)

## (b) Directors' emoluments

The remuneration of every director for the year ended 30 September 2021 is set out below:

Name of director	Fees S\$'000	Salaries, allowances and benefits in kind S\$'000	Employer's contribution to defined plans S\$'000	Other benefits S\$'000	Total S\$'000
<b>Executive directors</b>					
Kelvin Lim <sup>1</sup>	–	2,949	17	–	2,966
Jess Lim <sup>2</sup>	–	1,102	17	–	1,119
<b>Independent non-executive directors</b>					
Ch'ng Li-Ling <sup>3</sup>	64	4	–	–	68
Eddie Yong <sup>4</sup>	60	4	–	–	64
Chan Ka Leung Gary <sup>5</sup>	68	4	–	–	72
	<b>192</b>	<b>4,063</b>	<b>34</b>	<b>–</b>	<b>4,289</b>

The remuneration of every director for the year ended 30 September 2020 is set out below:

Name of director	Fees S\$'000	Salaries, allowances and benefits in kind S\$'000	Employer's contribution to defined plans S\$'000	Other benefits S\$'000	Total S\$'000
<b>Executive directors</b>					
Kelvin Lim <sup>1</sup>	–	2,529	17	8	2,554
Jess Lim <sup>2</sup>	–	940	17	–	957
<b>Independent non-executive directors</b>					
Ch'ng Li-Ling <sup>3</sup>	64	2	–	–	66
Eddie Yong <sup>4</sup>	60	2	–	–	62
Chan Ka Leung Gary <sup>5</sup>	68	2	–	–	70
	<b>192</b>	<b>3,475</b>	<b>34</b>	<b>8</b>	<b>3,709</b>

1 Kelvin Lim is the Group's Executive Chairman and Group Managing Director. He was appointed to the Board on 10 July 2014.

2 Jess Lim is the Group's Executive Director and Group Deputy Managing Director. She was appointed to the Board on 10 July 2014.

3 Ch'ng Li-Ling is a Lead Independent Director of the Group. She was appointed to the Board on 10 March 2015.

4 Eddie Yong is an Independent Director of the Group. He was appointed to the Board on 10 March 2015.

5 Chan Ka Leung Gary was appointed as an Independent Director on 5 June 2017.

During the financial years ended 30 September 2021 and 30 September 2020, none of the directors of the Company waived any emoluments paid or payable by the Group companies and no emoluments were paid by the Group to the directors as an inducement to join or upon joining the Group or as compensation for loss of office.

## 10 EMPLOYEE BENEFIT COSTS – INCLUDING DIRECTORS' EMOLUMENTS (CONT'D)

### (b) Directors' emoluments (Cont'd)

#### (i) Directors' retirement benefits

Save as disclosed above under the employer's contribution to defined contribution plans, there were no other retirement benefits paid to or receivable by any directors in respect of their other services in connection with the management of the affairs of the Company or its subsidiaries undertaking during the financial years ended 30 September 2021 and 2020.

#### (ii) Directors' termination benefits

No payment was made to directors as compensation for the early termination of the appointment during the financial years ended 30 September 2021 and 2020.

#### (iii) Consideration provided to third parties for making available directors' services

No payment was made to the former employer of directors for making available the services of them as a director of the Company during the financial years ended 30 September 2021 and 2020.

#### (iv) Information about loans, quasi-loans and other dealings in favour of directors, controlled bodies corporate by and connected entities with such directors

There are no loans, quasi-loans and other dealings in favour of directors, controlled bodies corporate by and connected entities with such directors during the financial years ended 30 September 2021 and 2020.

#### (v) Directors' material interests in transactions, arrangements or contracts

No significant transactions, arrangements and contracts in relation to the Company's business to which the Company was a party and in which a director of the Company had a material interest, whether directly or indirectly, subsisted at the end of the year or at any time during the financial years ended 30 September 2021 and 2020.

### (c) Five highest paid individuals

The five individuals whose emoluments were the highest in the Group for the years ended 30 September 2021 and 2020 include two directors, respectively whose emoluments are reflected in the analysis presented above. The emoluments payable to the remaining three individuals during the years ended 30 September 2021 and 2020, respectively are as follows:

	Year ended 30 September	
	2021	2020
	S\$'000	S\$'000
Wages, salaries and allowances	1,768	1,156
Retirement benefit costs – defined contribution plans	48	44
	<b>1,816</b>	<b>1,200</b>

## NOTES TO THE FINANCIAL STATEMENTS

## 10 EMPLOYEE BENEFIT COSTS – INCLUDING DIRECTORS' EMOLUMENTS (CONT'D)

## (c) Five highest paid individuals (Cont'd)

The emoluments of above individuals are within the following band:

This disclosure, including the bands, is required under the HKEX Listing Rules.

	Number of individuals	
	Year ended 30 September	
	2021	2020
Emoluments band		
HK\$1,500,001–HK\$2,000,000 (S\$258,901 - S\$345,200)	–	2
HK\$2,000,001–HK\$2,500,000 (S\$345,201 - S\$431,500)	1	–
HK\$3,000,001–HK\$3,500,000 (S\$517,801 - S\$604,100)	1	1
HK\$4,500,001–HK\$5,000,000 (S\$776,701 - S\$863,000)	1	–
	<u>1</u>	<u>–</u>

## 11 FINANCE COST – NET

	Year ended 30 September	
	2021	2020
	S\$'000	S\$'000
Interest expense on borrowings	2,035	1,889
Interest expense on lease liabilities from hire purchase arrangement	165	186
Interest expense on lease liabilities from lease arrangement	2,663	3,230
	<u>4,863</u>	<u>5,305</u>
Less: Amount capitalised	–	(178)
Finance cost – net	<u>4,863</u>	<u>5,127</u>

## 12 INCOME TAX EXPENSE

Tax has been provided at the applicable tax rate on the estimated assessable profit during the financial years.

The amount of income tax expense (credited)/charged to the consolidated statements of profit or loss represents:

	Year ended 30 September	
	2021	2020
	S\$'000	S\$'000
Current income tax	4,989	4,628
Deferred income tax (Note 23)	30	72
	<u>5,019</u>	<u>4,700</u>
Under/(over) provision in respect of prior years		
– current taxation	314	14
– deferred taxation (Note 23)	67	(81)
Income tax expense	<u>5,400</u>	<u>4,633</u>

## 12 INCOME TAX EXPENSE (CONT'D)

The tax on the Group's profit before income tax differs from the theoretical amount as follows:

	Year ended 30 September	
	2021 S\$'000	2020 S\$'000
Profit before tax	34,258	29,320
Share of results of associates and joint ventures, net of tax	(3,666)	(555)
Profit before tax and share of results of associates and joint ventures	<u>30,592</u>	<u>28,765</u>
Tax calculated at rate of 17%	5,201	4,890
Tax effect of:		
– expenses not deductible for tax purposes	849	1,280
– non-taxable income	(422)	(99)
Enhanced PIC deduction	(94)	(65)
Deferred tax assets on temporary differences not recognised	334	131
Utilisation of deferred tax assets not recognised in prior years	(596)	(1,165)
Effect of different tax rates in different jurisdictions	4	178
Singapore statutory tax incentives	(250)	(448)
Under/(over) provision of current and deferred taxation in respect of prior years	381	(67)
Others	(7)	(2)
Income tax expense	<u>5,400</u>	<u>4,633</u>

Subject to agreement with Singapore Tax Authority, as at 30 September 2021 and 2020, the Group has unutilised tax losses of S\$781,000 and S\$362,000 respectively and unabsorbed capital allowances of S\$247,000 and S\$nil respectively, which are available for offsetting against future taxable profits provided that the provision of tax legislation are complied with. The related tax benefits of S\$175,000 and S\$62,000 have not been recognised in the financial statements of the Group as at 30 September 2021 and 2020 as there is no reasonable certainty of their realisation in future periods.

The Group is not exposed to any significant deferred tax on foreign subsidiaries in Indonesia, Thailand and Myanmar as the business relates mainly to owning of investment properties and provision of container depot services respectively.

## 13 EARNINGS PER SHARE

Basic earnings per share are calculated by dividing the profit of the Group attributable to equity holders of the Company by the weighted average number of ordinary shares deemed to be in issue during each of the years ended 30 September 2021 and 2020:

	Year ended 30 September	
	2021 S\$'000	2020 S\$'000
Net profit attributable to equity holders of the Company	28,063	24,144
Weighted average number of ordinary shares ('000)	404,208	402,445
Basic earnings per share (cents)	<u>6.94</u>	<u>6.00</u>

Diluted earnings per share is the same as the basic earnings per share as there were no potential dilutive ordinary shares outstanding during the financial years ended 30 September 2021 and 2020.

	Year ended 30 September	
	2021 No of ordinary shares (('000))	2020 No of ordinary shares (('000))
<b>Ordinary shares</b>		
Shares issued at beginning of the year	402,445	402,445
Weighted average number of new placement shares issued (Note 31)	1,763	–
Weighted average number of ordinary shares for basic earnings per share	<u>404,208</u>	<u>402,445</u>

# NOTES TO THE FINANCIAL STATEMENTS

## 14 PROPERTY, PLANT AND EQUIPMENT

	Leasehold buildings S\$'000	Renovation works S\$'000	Construction-in-progress S\$'000	Plant and machinery S\$'000	Furniture and fittings S\$'000	Office equipment S\$'000	Logistics equipment S\$'000	Motor vehicles S\$'000	Computers S\$'000	Containers S\$'000	Total S\$'000
<b>Cost or valuation</b>											
As at 1 October 2020	13,385	35,826	5,762	5,510	5,471	1,357	3,943	988	3,645	118	76,005
Additions	10,095	5,360	786	2,089	1,070	101	66	223	342	-	20,132
Transfer	-	2,172	(2,172)	-	-	-	-	-	-	-	-
Written off	-	(1,131)	-	-	(25)	(31)	-	-	(287)	-	(1,474)
Disposals	-	-	-	(9)	(86)	(3)	(425)	(25)	-	(27)	(575)
Adjustment arising from revaluation	(978)	-	-	-	-	-	-	-	-	-	(978)
Currency translation	-	(112)	175	(3)	(1)	1	-	(13)	(5)	(1)	41
As at 30 September 2021	22,502	42,115	4,551	7,587	6,429	1,425	3,584	1,173	3,695	90	93,151
Representing:											
Cost	-	42,115	4,551	7,587	6,429	1,425	3,584	1,173	3,695	90	70,649
Valuation	22,502	-	-	-	-	-	-	-	-	-	22,502
<b>Accumulated depreciation and impairment losses</b>											
As at 1 October 2020	(864)	(20,796)	-	(3,824)	(1,921)	(972)	(3,583)	(446)	(3,144)	(92)	(35,642)
Depreciation for the year	(1,036)	(4,265)	-	(564)	(507)	(126)	(120)	(149)	(369)	(11)	(7,147)
Written off	-	1,131	-	-	7	31	-	-	287	-	1,456
Disposals	-	-	-	2	34	1	345	18	-	22	422
Adjustment arising from revaluation	1,900	-	-	-	-	-	-	-	-	-	1,900
Currency translation	-	15	-	1	*	1	-	6	4	*	27
As at 30 September 2021	-	(23,915)	-	(4,385)	(2,387)	(1,065)	(3,358)	(571)	(3,222)	(81)	(38,984)
<b>Net book value</b>											
As at 30 September 2021	22,502	18,200	4,551	3,202	4,042	360	226	602	473	9	54,167



14 PROPERTY, PLANT AND EQUIPMENT (CONT'D)

	Leasehold buildings S\$'000	Renovation works S\$'000	Construction-in-progress S\$'000	Plant and machinery S\$'000	Furniture and fittings S\$'000	Office equipment S\$'000	Logistics equipment S\$'000	Motor vehicles S\$'000	Computers S\$'000	Containers S\$'000	Total S\$'000
<b>Cost or valuation</b>											
As at 30 September 2019	-	41,602	2,722	9,388	6,107	1,472	9,903	1,359	3,680	108	76,341
Adoption of IFRS 16	-	(5,313)	-	(4,811)	(1,001)	(13)	(5,500)	(625)	-	-	(17,263)
Additions	13,385	3,750	3,750	524	702	79	72	342	326	11	22,941
Transfer	-	100	(710)	610	-	-	-	-	-	-	-
Written off	-	(3,840)	-	(193)	(253)	(163)	-	-	(174)	(1)	(4,624)
Disposals	-	(350)	-	(4)	(74)	(10)	(532)	(88)	(183)	-	(1,241)
Currency translation	-	(123)	-	(4)	(10)	(8)	-	-	(4)	*	(149)
As at 30 September 2020	13,385	35,826	5,762	5,510	5,471	1,357	3,943	988	3,645	118	76,005
Representing:											
Cost	-	35,826	5,762	5,510	5,471	1,357	3,943	988	3,645	118	62,620
Valuation	13,385	-	-	-	-	-	-	-	-	-	13,385
<b>Accumulated depreciation and impairment losses</b>											
As at 30 September 2019	-	(21,432)	-	(5,183)	(1,761)	(957)	(5,993)	(574)	(2,927)	(79)	(38,906)
Adoption of IFRS 16	-	1,002	-	1,605	39	4	2,068	187	-	-	4,905
Depreciation for the year	(864)	(4,420)	-	(441)	(429)	(190)	(133)	(104)	(523)	(14)	(7,118)
Written off	-	3,840	-	193	188	161	-	-	126	1	4,509
Disposals	-	176	-	1	39	6	475	44	177	-	918
Currency translation	-	38	-	1	3	4	-	1	3	*	50
As at 30 September 2020	(864)	(20,796)	-	(3,824)	(1,921)	(972)	(3,583)	(446)	(3,144)	(92)	(35,642)
<b>Net book value</b>											
As at 30 September 2020	12,521	15,030	5,762	1,686	3,550	385	360	542	501	26	40,363

\* Amounts are less than S\$500

During the financial year ended 30 September 2021, the depreciation expense is charged to cost of sales amounting to S\$1,036,000 (2020: S\$864,000) and administrative expense amounting to S\$6,111,000 (2020: S\$6,254,000) in the consolidated statements of profit and loss.

The leasehold buildings of the Group with carrying values of S\$22,502,000 (2020: S\$12,521,000) are carried at the revalued amounts in accordance with the Group's accounting policy as described in Note 2.4. If these buildings of the Group were included in the financial statements at cost less accumulated depreciation and impairment losses, the net book values would have been S\$21,580,000 (2020: S\$12,521,000) respectively.

## NOTES TO THE FINANCIAL STATEMENTS

## 15 RIGHT-OF-USE ASSETS

	Leasehold buildings S\$'000	Plant and machinery S\$'000	Furniture and fittings S\$'000	Office equipment S\$'000	Logistics equipment S\$'000	Motor vehicles S\$'000	Total S\$'000
<b>Cost</b>							
As at 1 October 2020	40,368	4,811	459	21	5,982	1,102	52,743
Additions	19,034	421	-	-	860	385	20,700
Disposals	(6,671)	-	-	-	-	(43)	(6,714)
Lease modification adjustments	(326)	-	-	-	-	-	(326)
Reclassified to investment properties	(14,928)	-	-	-	-	-	(14,928)
Currency translation	(71)	-	-	-	-	(9)	(80)
As at 30 September 2021	<u>37,406</u>	<u>5,232</u>	<u>459</u>	<u>21</u>	<u>6,842</u>	<u>1,435</u>	<u>51,395</u>
<b>Accumulated depreciation</b>							
As at 1 October 2020	(12,073)	(2,196)	(69)	(6)	(2,827)	(388)	(17,559)
Depreciation for the year	(10,143)	(526)	(46)	(3)	(727)	(223)	(11,668)
Disposals	5,130	-	-	-	-	43	5,173
Lease modification adjustments	426	-	-	-	-	-	426
Reclassified to investment properties	2,844	-	-	-	-	-	2,844
Currency translation	18	-	-	-	-	-	18
As at 30 September 2021	<u>(13,798)</u>	<u>(2,722)</u>	<u>(115)</u>	<u>(9)</u>	<u>(3,554)</u>	<u>(568)</u>	<u>(20,766)</u>
<b>Net book value</b>							
As at 30 September 2021	<u>23,608</u>	<u>2,510</u>	<u>344</u>	<u>12</u>	<u>3,288</u>	<u>867</u>	<u>30,629</u>
	Leasehold buildings S\$'000	Plant and machinery S\$'000	Furniture and fittings S\$'000	Office equipment S\$'000	Logistics equipment S\$'000	Motor vehicles S\$'000	Total S\$'000
<b>Cost</b>							
As at 30 September 2019	-	-	-	-	-	-	-
Adoption of IFRS 16	31,786	4,811	459	13	5,500	767	43,336
As at 1 October 2019	31,786	4,811	459	13	5,500	767	43,336
Additions	9,036	-	-	8	482	336	9,862
Disposals	(387)	-	-	-	-	-	(387)
Currency translation	(67)	-	-	-	-	(1)	(68)
As at 30 September 2020	<u>40,368</u>	<u>4,811</u>	<u>459</u>	<u>21</u>	<u>5,982</u>	<u>1,102</u>	<u>52,743</u>
<b>Accumulated depreciation</b>							
As at 30 September 2019	-	-	-	-	-	-	-
Adoption of IFRS 16	-	(1,604)	(23)	(4)	(2,069)	(187)	(3,887)
As at 1 October 2019	-	(1,604)	(23)	(4)	(2,069)	(187)	(3,887)
Depreciation for the year	(12,153)	(592)	(46)	(2)	(758)	(201)	(13,752)
Disposals	70	-	-	-	-	-	70
Currency translation	10	-	-	-	-	-	10
As at 30 September 2020	<u>(12,073)</u>	<u>(2,196)</u>	<u>(69)</u>	<u>(6)</u>	<u>(2,827)</u>	<u>(388)</u>	<u>(17,559)</u>
<b>Net book value</b>							
As at 30 September 2020	<u>28,295</u>	<u>2,615</u>	<u>390</u>	<u>15</u>	<u>3,155</u>	<u>714</u>	<u>35,184</u>

## 15 RIGHT-OF-USE ASSETS (CONT'D)

The Group lease certain properties, plant and equipment for the purpose of its operations and facility management services.

During the financial year ended 30 September 2021, the depreciation expense is charged to cost of sales amounting to S\$10,143,000 (2020: S\$13,671,000) and administrative expense amounting to S\$1,525,000 (2020: S\$81,000) in the consolidated statements of profit and loss.

## 16 INVESTMENT PROPERTIES

Investment properties that are owned by the Group are carried at fair values at the end of reporting period as determined by independent professional valuers. Valuations are made at least annually based on the properties' highest-and-best-use using the Direct Market Comparison Method, discounted cash flow approach and income capitalization method in determining the open market values.

The Direct Market Comparison method involves the analysis of comparable sales of similar properties and adjusting the sale prices to reflect the characteristics of the investment properties.

The discounted cash flow approach involves a projection of future net operating income and is discounted at an appropriate discount rate. Future net operating income is derived by deducting from future gross income against direct operating expense.

Income capitalization method where the net income is capitalised at a rate which reflects the yield expected from the property. The most significant unobservable input to the valuation is the capitalisation rate applied.

At each financial year end, the Group assesses property valuation movements when compared to prior year valuation report.

The right-of-use asset relating to Investment properties is stated at fair value and has a carrying amount at balance sheet date of S\$41,331,000 (2020: S\$34,401,000).

Changes in Level 2 and 3 fair values are analysed at each reporting date during Audit Committee Meetings.

Further details of fair value measurement are disclosed in Note 3(e).

	Year ended 30 September	
	2021	2020
	S\$'000	S\$'000
<b>At fair value</b>		
Balance at 30 September	115,578	67,309
Adoption of IFRS 16	-	40,790
Balance at 1 October	115,578	108,099
Additions	60,634	9,766
Reclassification from right-of-use assets*	12,084	-
Reclassification from other asset**	-	16,676
Derecognition of assets of right-of-use properties	(8,407)	(6,548)
Lease modification adjustments	(1,808)	-
Net loss from fair value adjustment	(11,598)	(11,809)
Currency translation	87	(606)
<b>End of financial year</b>	<b>166,570</b>	<b>115,578</b>

\* For the financial year 2021, management has assessed that the properties will be used for leasing on a longer terms instead of provision of services to customers. This is aligned with the steps taken by management to mitigate the risk of impact on Covid-19. Accordingly, management has reclassified the assets to investment properties.

\*\* The other asset has been reclassified to investment properties upon the completion of the construction of the Block 1A of Axis Residences in Cambodia in the third quarter of our financial year ending 30 September 2020.

## NOTES TO THE FINANCIAL STATEMENTS

## 16 INVESTMENT PROPERTIES (CONT'D)

The following amounts are recognised in consolidated statement of profit or loss:

	Year ended 30 September	
	2021 S\$'000	2020 S\$'000
Rental income from:		
– Owned properties	5,712	4,302
– Right-of-use leased properties	21,432	20,621
Direct operating expenses arising from:		
– Owned properties that generate rental income	1,382	598
– Owned properties that do not generate rental income	6	–
– Right-of-use leased properties that generate rental income	4,437	6,531

The investment properties comprises:

Location & Description	Tenure	30 September	
		2021 S\$'000	2020 S\$'000
72 Eunos Avenue 7, Singapore 6-storey multiple-user light industrial building	30 years lease commencing from 1 January 2011	15,723	16,000
100 Eunos Avenue 7, Singapore 5-storey multiple-user light industrial building	60 years lease commencing from 1 July 1980	16,486	17,000
23 Woodlands Industrial Park A flatted industrial unit	60 years lease commencing from 9 January 1995	380	430
71 Lorong 23 Geylang, Singapore 9-storey light industrial building	99 years lease commencing from 21 December 1993	23,958	24,000
320 Balestier Road, Singapore 4-storey mixed commercial and residential building	Freehold	21,071	–
75 Beach Road, Singapore 2-storey residential building	999 years less 10 days lease commencing from 25 January 1827	10,093	–
115 Geylang Road, Singapore	Freehold	13,917	–
38th floor, 88 Building, Jalan Kasablanka Raya Kav, Jakarta, Indonesia 4 units of office building	14 years lease commencing from 1 July 2013	6,175	6,016
Street Duong Ngeap III, Phum Teuk Thla, Sangkat Teuk Thla, Khan Sen Sok, Phnom Penh, Cambodia	Freehold	17,436	17,731
8 Jalan Papan, Singapore	2.0 years lease commencing from 1 January 2021 (2020: 1.3 years lease commencing from 1 October 2019)	95	11
18 Penjuru Road, Singapore	1.3 years lease commencing from 1 October 2019	–	6

## 16 INVESTMENT PROPERTIES (CONT'D)

Location & Description	Tenure	30 September	
		2021 S\$'000	2020 S\$'000
43 Keppel Road, Singapore	3 years lease commencing from 1 October 2019	51	882
18 Tampines Industrial Crescent, Singapore	3 years lease commencing from 1 October 2019	364	2,021
20, 21, 23, 23A, 24, 24A, 25, 25A, 110 Depot Lane	5.5 years lease commencing from 1 October 2019	5,921	6,207
2 Tuas South Avenue 2, Singapore	3.8 years lease commencing from 1 October 2019	667	1,418
18 New Industrial Road, Singapore	3.5 years lease commencing from 1 October 2019	370	1,006
10 Raeburn Park, Singapore	6 years lease commencing from 1 October 2019	10,757	14,886
27 West Coast Highway, Singapore	2.2 years lease commencing from 1 October 2019	102	423
11 Beach Road, Singapore	1.4 years lease commencing from 1 October 2019	–	157
5 Tampines Central 6 Telepark #03-32 to #03-40 Singapore	3.6 years lease commencing from 1 October 2019	223	384
1557 Keppel Road, Singapore	6 years lease commencing from 1 January 2020	6,104	6,565
45 Burghley Drive, Singapore	3.0 years lease commencing from 6 July 2020	23	262
300, 302, 304, 306, 308, 310, 312, 314, 316, 318, 320 Tanglin Road, Singapore	2.4 years lease commencing from 7 August 2020	–	173
31 Boon Lay Drive, Singapore*	5.0 years lease commencing from 1 October 2019	5,872	–
1A Lutheran Road, Singapore*	5.9 years lease commencing from 1 October 2019	1,370	–
34 Boon Leat Terrace, Singapore	6.0 years lease commencing from 1 Oct 2020	9,412	–
		<b>166,570</b>	<b>115,578</b>

\* Reclassified from right-of-use assets during the financial year 2021

## NOTES TO THE FINANCIAL STATEMENTS

### 16 INVESTMENT PROPERTIES (CONT'D)

#### Valuation processes of the Group

The Group engages external, independent and qualified valuers to determine the fair value of the Group's investment properties at the end of every financial year based on the properties highest and best use.

The valuers hold a recognised and relevant professional qualification and have recent experience in location and category of the investment properties being valued.

Fair value of the Group's right-of-use assets (classified as investment properties) are estimated based on appraisals performed by independent, professionally-qualified property valuers.

#### Notes:

- (a) Buildings at 100 Eunos Avenue 7, 72 Eunos Avenue 7, 71 Lorong 23 Geylang, 75 Beach Road, 320 Balestier Road, 115 Geylang Road and Axis Residences are mortgaged for bank borrowings, disclosed in Note 35.
- (b) The investment properties are leased to related and non-related parties under operating leases. Please refer to Note 39 for operating leases to non-related parties.

### 17 INTANGIBLE ASSETS

	<b>Customer contracts S\$'000</b>
	<hr/>
<b>Cost</b>	
As at 1 October 2020	204
Additions	–
Currency translation	(3)
	<hr/>
As at 30 September 2021	<b>201</b>
<b>Accumulated amortisation and impairment losses</b>	
As at 1 October 2020	164
Amortisation for the year	39
Currency translation	(2)
	<hr/>
As at 30 September 2021	<b>201</b>
<b>Net book value</b>	
<b>As at 30 September 2021</b>	<hr/> <b>–</b> <hr/>
	 <b>Customer contracts S\$'000</b>
	<hr/>
<b>Cost</b>	
As at 1 October 2019	205
Additions	–
Currency translation	(1)
	<hr/>
As at 30 September 2020	204
<b>Accumulated amortisation and impairment losses</b>	
As at 1 October 2019	97
Amortisation for the year	68
Currency translation	(1)
	<hr/>
As at 30 September 2020	164
<b>Net book value</b>	
<b>As at 30 September 2020</b>	<hr/> <b>40</b> <hr/>

The intangible assets are in relation to consideration paid for the acquisition of customer contracts under the Logistics Services Business. They are subsequently amortised on a straight-line based on the timing of projected cash flows of the contracts over 3 years.

## 18 INVESTMENT IN SUBSIDIARIES

	Company	
	As at 30 September	
	2021	2020
	S\$'000	S\$'000
<i>Equity investments at cost</i>	<b>32,727</b>	32,727

The Group had direct and indirect interests in the following principal subsidiaries as at 30 September 2021 and 2020:

Name	Principal activities	Country of business/ incorporation	Date of incorporation	Issued and paid up capital	Effective interest held by the Group as at 30 September	
					2021 %	2020 %
<b>Directly held by the Company</b>						
LHN Group Pte. Ltd.	Investment holding and space resource management	Singapore	4 March 2005	S\$2,000,000	100	100
<b>Indirectly held by the Company</b>						
Hean Nerng Logistics Pte. Ltd.	Freight transport by road and warehousing logistics	Singapore	18 June 1997	S\$500,000	100	100
Work Plus Store Pte. Ltd.	Space resource management	Singapore	21 September 2004	S\$600,000	100	100
GREENHUB Suited Offices Pte. Ltd.	Space resource management	Singapore	28 October 2004	S\$1,000,000	100	100
Chua Eng Chong Holdings Pte. Ltd.	Space resource management	Singapore	4 June 1981	S\$100,000	100	100
Coliwoo Dormitory Management Pte. Ltd.	Dormitory management	Singapore	11 January 2005	S\$2,000,000	100	100
LHN Energy Resources Pte. Ltd.	Space resource management	Singapore	2 January 2004	S\$25,000	100	100
LHN Properties Investments Pte. Ltd.	Space resource management	Singapore	16 August 2007	S\$1,500,000	100	100
LHN Facilities Management Pte. Ltd.	Space resource management	Singapore	21 July 2007	S\$4,000,000	100	100
Work Plus Store (Joo Seng) Pte. Ltd.	Space resource management	Singapore	27 March 2008	S\$1,400,000	100	100
LHN Residence Pte. Ltd.	General contractors	Singapore	10 March 2008	S\$25,000	100	100
Industrial and Commercial Facilities Management Pte. Ltd.	General contractors and facilities management	Singapore	15 May 2009	S\$500,000	100	100

## NOTES TO THE FINANCIAL STATEMENTS

## 18 INVESTMENT IN SUBSIDIARIES (CONT'D)

Name	Principal activities	Country of business/ incorporation	Date of incorporation	Issued and paid up capital	Effective interest held by the Group as at 30 September	
					2021 %	2020 %
LHN Space Resources Pte. Ltd.	Space resource management	Singapore	15 July 2009	S\$2,000,000	100	100
WPS KB Pte. Ltd.	Space resource management	Singapore	6 March 2019	S\$1	100	100
WPS (TPY) Pte. Ltd.	Space resource management	Singapore	16 April 2020	S\$1	100	100
LHN Parking Pte. Ltd.	Carpark management and operation services	Singapore	5 September 2007	S\$4,500,000	100	100
Soon Wing Investments Pte. Ltd.	Space resource management	Singapore	12 April 2006	S\$25,000	100	100
Singapore Handicrafts Pte. Ltd.	Investment holding	Singapore	28 November 1973	S\$4,000,000	100	100
HLA Holdings Pte. Ltd.	Container depot management	Singapore	26 November 2008	S\$715,680	60	60
HLA Container Services Pte. Ltd.	Container depot management	Singapore	22 March 2013	S\$800,000	60	60
PT Hean Nereng Group <sup>1</sup>	Space resource management	Indonesia	9 April 2013	Rp29,157,000,000	99	99
Greenhub Serviced Offices Yangon Limited <sup>2</sup>	Space resource management	Myanmar	23 April 2013	US\$50,000	100	100
LHN Parking (GMT) Pte. Ltd.	Carpark management and operation services	Singapore	24 June 2016	S\$1	100	100
HLA Holdings (Thailand) Ltd. <sup>3, #</sup>	Container depot management	Thailand	22 December 2014	THB2,000,000	28.8	28.8
HLA Container Services (Thailand) Ltd. <sup>3, ^</sup>	Container depot management	Thailand	23 December 2014	THB8,000,000	43.5	43.5
LHN Parking HK Limited <sup>4</sup>	Carpark management and operation services	Hong Kong	26 January 2017	HKD1,000,000	100	100
LHN Management Services (Nan An) Co. Ltd. <sup>*</sup>	Space resource management	People's Republic of China	25 May 2018	RMB24,500,000	100	100
LHN Logistics Sdn Bhd <sup>5</sup>	Logistics management	Malaysia	8 June 2015	MYR500,000	49	49
Axis A1 Properties Co. Ltd. <sup>6</sup>	Space resource management	Cambodia	5 June 2018	US\$5,000	100	100



## 18 INVESTMENT IN SUBSIDIARIES (CONT'D)

Name	Principal activities	Country of business/ incorporation	Date of incorporation	Issued and paid up capital	Effective interest held by the Group as at 30 September	
					2021 %	2020 %
Coliwoo (BR) Pte. Ltd	Space resource management	Singapore	24 October 2019	S\$2	100	100
Coliwoo Balestier Pte. Ltd	Space resource management	Singapore	12 August 2020	S\$1	100	100
Coliwoo Holdings Pte. Ltd.	Space resource management	Singapore	7 September 2020	S\$1	100	100
LHN SB2 Pte. Ltd.	Investment holding and space resource management	Singapore	4 March 2021	S\$1	100	-
Emerald Properties Pte. Ltd.	Space resource management	Singapore	26 March 2021	S\$1	100	-

1 Audited by Grant Thornton Gani Sigiuro & Handayani, Indonesia

2 Audited by Ngwe Inzaly, Myanmar

3 Audited by Proact Services Thailand

4 Audited by Patrick Wong C.P.A. Limited, Hong Kong

5 Audited by HLB Ler Lum Chew PLT, Malaysia.

6 Audited by PricewaterhouseCoopers (Cambodia) Ltd., Cambodia.

# effective voting rights of 53.2% and effective ownership interest of 28.8% held by the Group

^ effective voting rights of 56.0% and effective ownership interest of 43.5% held by the Group

\* As at 30 September 2021, the Group has paid up RMB16,500,000 (2020: RMB9,900,000) of the capital of the company.

**Summarised financial statements for subsidiaries**

Set out below are the summarised financial statements for each subsidiary that has non-controlling interests that are material to the Group. These are presented before inter-company eliminations.

**Summarised statement of financial position**

	As at 30 September 2021		
	HLA Holdings Pte. Ltd. S\$'000	HLA Container Services Pte. Ltd. S\$'000	HLA Container Services (Thailand) Ltd. S\$'000
<b>Current</b>			
Assets	969	2,930	741
Liabilities	(434)	(869)	(893)
Total current net assets	535	2,061	(152)
<b>Non-current</b>			
Assets	-	3,009	2,310
Liabilities	-	(958)	(1,493)
Total non-current net assets	-	2,051	817
<b>Net assets</b>	<b>535</b>	<b>4,112</b>	<b>665</b>

## NOTES TO THE FINANCIAL STATEMENTS

## 18 INVESTMENT IN SUBSIDIARIES (CONT'D)

Summarised financial statements for subsidiaries (Cont'd)

*Summarised statement of financial position (Cont'd)*

	As at 30 September 2020		
	HLA Holdings	HLA Container	HLA Container
	Pte. Ltd.	Services	Services
	S\$'000	Pte. Ltd.	(Thailand) Ltd.
		S\$'000	S\$'000
<b>Current</b>			
Assets	1,490	2,505	673
Liabilities	(1,021)	(1,063)	(1,044)
Total current net assets	469	1,442	(371)
<b>Non-current</b>			
Assets	–	2,372	2,945
Liabilities	–	(529)	(1,780)
Total non-current net assets	–	1,843	1,165
<b>Net assets</b>	469	3,285	794

*Summarised statement of comprehensive income*

	As at 30 September 2021		
	HLA Holdings	HLA Container	HLA Container
	Pte. Ltd.	Services	Services
	S\$'000	Pte. Ltd.	(Thailand) Ltd.
		S\$'000	S\$'000
<b>Revenue</b>	3,734	3,814	4,014
Profit before income tax	66	1,322	90
Income tax expense	(1)	–	(34)
Other comprehensive income	–	–	(61)
Total comprehensive income	65	1,322	(5)
Total comprehensive income allocated to non-controlling interests	26	529	(3)

	As at 30 September 2020		
	HLA Holdings	HLA Container	HLA Container
	Pte. Ltd.	Services	Services
	S\$'000	Pte. Ltd.	(Thailand) Ltd.
		S\$'000	S\$'000
<b>Revenue</b>	4,464	4,302	3,621
Profit before income tax	79	1,218	(13)
Income tax expense	(5)	–	18
Other comprehensive income	–	–	(39)
Total comprehensive income	74	1,218	(34)
Total comprehensive income allocated to non-controlling interests	30	487	(19)

## 18 INVESTMENT IN SUBSIDIARIES (CONT'D)

Summarised financial statements for subsidiaries (Cont'd)

*Summarised cash flows*

	As at 30 September 2021		
	HLA Holdings Pte. Ltd. S\$'000	HLA Container Services Pte. Ltd. S\$'000	HLA Container Services (Thailand) Ltd. S\$'000
Net cash generated from operating activities	(184)	728	939
Net cash used in investing activities	-	(259)	(23)
Net cash used in financing activities	-	(58)	(955)
Net (decrease)/increase in cash and cash equivalents	(184)	411	(39)
Cash and cash equivalents at beginning of year	868	1,072	153
Effects of currency translation on cash and cash equivalents	-	-	47
Cash and cash equivalents at end of year	684	1,483	161

	As at 30 September 2020		
	HLA Holdings Pte. Ltd. S\$'000	HLA Container Services Pte. Ltd. S\$'000	HLA Container Services (Thailand) Ltd. S\$'000
Net cash generated from operating activities	183	923	186
Net cash generated from/(used in) investing activities	-	806	(15)
Net cash used in financing activities	-	(991)	(673)
Net increase/(decrease) in cash and cash equivalents	183	738	(502)
Cash and cash equivalents at beginning of year	685	334	673
Effects of currency translation on cash and cash equivalents	-	-	(18)
Cash and cash equivalents at end of year	868	1,072	153

## NOTES TO THE FINANCIAL STATEMENTS

### 19 FINANCIAL ASSETS, AT FVOCI

	As at 30 September	
	2021 S\$'000	2020 S\$'000
Beginning of financial year	-	492
Additions	-	525
Disposal	-	(330)
Fair value losses	-	(687)
End of financial year	-	-

Financial assets, at FVOCI are analysed as follows:

	As at 30 September	
	2021 S\$'000	2020 S\$'000
Unlisted equity shares	-	-
Total	-	-

Unlisted equity shares relate to investment in WeOffices ApS, a company incorporated in Denmark and Astore Pte. Ltd., a company incorporated in Singapore. They are principally engaged in the business of rental of serviced office space in Denmark and provision of storage solutions in Singapore.

During the financial year 2020, the Group disposed the unlisted equity investment in WeOffices Aps as the underlying investment was no longer aligned with the Group's long-term investment strategy. The investment had a fair value of S\$330,000 at the date of disposal and the gain on disposal amounted to S\$13,000. The gain on disposal was reclassified from fair value reserve to retained profits.

Fair value losses include a loss allowance due to fair value movements of unlisted equity shares, at FVOCI of S\$687,000.

The financial asset, at FVOCI are classified as Level 3 of the fair value hierarchy, based on the unobservable inputs of the net asset value. The lower the net asset value, the lower the fair value.

### 20 INVESTMENTS IN ASSOCIATES

	As at 30 September	
	2021 S\$'000	2020 S\$'000
Unquoted equity investment, at cost	140	50
Cumulative share of post-acquisition reserves	155	128
	295	178
Share of associated company's result, net of tax	634	511

## 20 INVESTMENTS IN ASSOCIATES (CONT'D)

Set out below are the associates which are material to the Group as at 30 September 2021 and 2020. The associates have share capital consisting solely of ordinary shares, which are held directly by the Group; the country of incorporation is also their principal place of business.

Name of entity	Place of business/ country of incorporation	Principal activity	% of ownership interest as at	
			30 September 2021	30 September 2020
HLA Logistics Pte. Ltd.	Singapore	Container depot management	49	49
Metropolitan Parking (BTSC) Pte. Ltd.	Singapore	Carpark management and operation services	40	–

### Summarised financial statements for associates

Set out below are the summarised financial statements for HLA Logistics Pte. Ltd. and Metropolitan Parking (BTSC) Pte. Ltd. which, in the opinion of the directors, is material to the Group:

### Summarised statement of financial position

	As at 30 September 2021		
	HLA Logistics Pte. Ltd. S\$'000	Metropolitan Parking (BTSC) Pte. Ltd. S\$'000	Total S\$'000
<b>Current assets</b>	<b>1,237</b>	<b>220</b>	<b>1,457</b>
Includes:			
– Cash and cash equivalents	668	151	819
<b>Current liabilities</b>	<b>(771)</b>	<b>(4,626)</b>	<b>(5,397)</b>
Includes:			
– Financial liabilities (excluding trade payables)	–	(518)	(518)
<b>Non-current assets</b>	<b>22</b>	<b>16,244</b>	<b>16,266</b>
<b>Non-current liabilities</b>	<b>(3)</b>	<b>(12,059)</b>	<b>(12,062)</b>
Includes:			
– Financial liabilities	–	(12,053)	(12,053)
<b>Net assets</b>	<b>485</b>	<b>(221)</b>	<b>264</b>

## NOTES TO THE FINANCIAL STATEMENTS

## 20 INVESTMENTS IN ASSOCIATES (CONT'D)

Summarised financial statements for associates (Cont'd)

*Summarised statement of financial position (Cont'd)*

	As at 30 September 2020	
	HLA Logistics	
	Pte. Ltd. S\$'000	Total S\$'000
<b>Current assets</b>	1,175	1,175
Includes:		
– Cash and cash equivalents	430	430
<b>Current liabilities</b>	(899)	(899)
Includes:		
– Financial liabilities (excluding trade payables)	–	–
<b>Non-current assets</b>	26	26
<b>Net assets</b>	302	302

*Summarised statement of comprehensive income*

	Year ended 30 September 2021		
	Metropolitan		
	HLA Logistics Pte. Ltd. S\$'000	Parking (BTSC) Pte. Ltd. S\$'000	Total S\$'000
<b>Revenue</b>	4,885	552	5,437
Net profit and total comprehensive income for the year	1,423	(421)	1,002
The above profit for the year includes the following:			
– Depreciation and amortisation	(36)	(3)	(39)

	Year ended 30 September 2020	
	HLA Logistics	
	Pte. Ltd. S\$'000	Total S\$'000
<b>Revenue</b>	4,750	4,750
Net profit and total comprehensive income for the year	1,043	1,043
The above profit for the year includes the following:		
– Depreciation and amortisation	(13)	(13)

The information above reflects the amounts presented in the financial statements of associates (and not the Group's share of those amounts), adjusted for differences in accounting policies between the Group and the associates.

## 20 INVESTMENTS IN ASSOCIATES (CONT'D)

### Reconciliation of summarised financial statements

Reconciliation of the summarised financial statements presented to the carrying amount of the Group's interest in associates, is as follows:

	HLA Logistics Pte. Ltd. S\$'000	Metropolitan Parking (BTSC) Pte. Ltd. S\$'000	Total S\$'000
<b>Opening net assets at 1 October 2019</b>	624	–	624
Total comprehensive income for the year	1,043	–	1,043
Dividend paid	(1,365)	–	(1,365)
<b>Closing net assets at 30 September 2020</b>	<b>302</b>	<b>–</b>	<b>302</b>
<b>Carrying value of Group's interest in Associates at 30 September 2020</b>	<b>148</b>	<b>–</b>	<b>148</b>
<b>Opening net assets at 1 October 2020</b>	302	–	302
Issuance of shares	–	200	200
Total comprehensive income for the year	1,423	(421)	1,002
Dividend paid	(1,240)	–	(1,240)
Unrecognised loss over cost of investment	–	221	221
<b>Closing net assets at 30 September 2021</b>	<b>485</b>	<b>–</b>	<b>485</b>
<b>Carrying value of Group's interest in Associates at 30 September 2021</b>	<b>238</b>	<b>–</b>	<b>238</b>

## 21 INVESTMENTS IN JOINT VENTURES

	As at 30 September 2021 S\$'000	2020 S\$'000
Unquoted equity investment, at cost	2,130	1,630
Cumulative share of results of joint ventures	18,511	15,556
	<b>20,641</b>	<b>17,186</b>
Share of joint ventures' result, net of tax	3,032	44
Share of joint ventures' other comprehensive income	(18)	(653)

Set out below are the joint venture of the Group as at 30 September 2021 and 2020. The joint venture has share capital consisting solely of ordinary shares, which are held directly by the Group; the country of incorporation is also their principal place of business.

Name of entity	Place of business/ country of incorporation	% of ownership interest as at	
		30 September 2021	30 September 2020
Metropolitan Parking Pte. Ltd.	Singapore	50	50
Work Plus Store (AMK) Pte. Ltd.	Singapore	50	50
Four Star Industries Pte Ltd	Singapore	50	50
Work Plus Store (Kallang) Pte. Ltd	Singapore	50	50
Work Plus Store (Kallang Bahru) Pte. Ltd.	Singapore	50	50
Motorway Automotive Pte. Ltd.	Singapore	40	40
Coliwoo East Pte. Ltd.	Singapore	50	–

## NOTES TO THE FINANCIAL STATEMENTS

### 21 INVESTMENTS IN JOINT VENTURES (CONT'D)

Metropolitan Parking Pte. Ltd. provides carpark management and operations services principally in Singapore.

Work Plus Store (AMK) Pte. Ltd. provides general warehousing and business support services principally in Singapore.

Four Star Industries Pte Ltd trade spring mattresses principally in Singapore. It incorporated a wholly owned subsidiary, Work Plus Store (Kallang) Pte. Ltd. Work Plus Store (Kallang) Pte. Ltd. provides general warehousing and business support services principally in Singapore.

Work Plus Store (Kallang Bahru) Pte. Ltd. provides general warehousing and business support services principally in Singapore.

Motorway Automotive Pte. Ltd. provides general warehousing and business support services principally in Singapore.

Coliwoo East Pte. Ltd. operates a hotel principally in Singapore.

#### Summarised financial statements for joint ventures

Set out below are the summarised financial statements which, in the opinion of the directors, is material to the Group.

#### Summarised statement of financial position

	As at 30 September 2021						
	Metropolitan Parking Pte. Ltd. S\$'000	Work Plus Store (AMK) Pte. Ltd. S\$'000	Four Star Industries Pte Ltd and its subsidiary S\$'000	Work Plus Store (Kallang Bahru) Pte. Ltd. S\$'000	Motorway Automotive Pte. Ltd. S\$'000	Coliwoo East Pte. Ltd. S\$'000	Total S\$'000
<b>Current assets</b>	<b>2,418</b>	<b>1,661</b>	<b>6,434</b>	<b>767</b>	<b>272</b>	<b>673</b>	<b>12,225</b>
Includes:							
– Cash and cash equivalents	266	1,509	1,093	538	124	651	4,181
<b>Current liabilities</b>	<b>(3,229)</b>	<b>(6,250)</b>	<b>(7,103)</b>	<b>(11,410)</b>	<b>(3,701)</b>	<b>(7,001)</b>	<b>(38,694)</b>
Includes:							
– Financial liabilities (excluding trade payables)	(2,333)	(4,774)	(1,988)	(1,365)	(3,671)	(725)	(14,856)
<b>Non-current assets</b>	<b>31,147</b>	<b>53,113</b>	<b>20,491</b>	<b>48,911</b>	<b>11,353</b>	<b>27,000</b>	<b>192,015</b>
<b>Non-current liabilities</b>	<b>(25,855)</b>	<b>(33,059)</b>	<b>(10,280)</b>	<b>(29,185)</b>	<b>(4,386)</b>	<b>(20,696)</b>	<b>(123,461)</b>
Includes:							
– Financial liabilities	(25,830)	(32,385)	(10,280)	(29,185)	(4,386)	(20,696)	(122,762)
<b>Net assets/(liabilities)</b>	<b>4,481</b>	<b>15,465</b>	<b>9,542</b>	<b>9,083</b>	<b>3,538</b>	<b>(24)</b>	<b>42,085</b>



## 21 INVESTMENTS IN JOINT VENTURES (CONT'D)

## Summarised financial statements for joint ventures (Cont'd)

## Summarised statement of financial position (Cont'd)

	As at 30 September 2020					Total S\$'000
	Metropolitan Parking Pte. Ltd. S\$'000	Work Plus Store (AMK) Pte. Ltd. S\$'000	Four Star Industries Pte Ltd and its subsidiary S\$'000	Work Plus Store (Kallang Bahru) Pte. Ltd. S\$'000	Motorway Automotive Pte. Ltd. S\$'000	
<b>Current assets</b>	2,853	2,318	4,054	2,149	551	11,925
Includes:						
– Cash and cash equivalents	1,071	2,064	1,092	1,881	214	6,322
<b>Current liabilities</b>	(815)	(5,127)	(5,061)	(8,984)	(2,403)	(22,390)
Includes:						
– Financial liabilities (excluding trade payables)	(696)	(3,143)	(1,436)	(985)	(2,217)	(8,477)
<b>Non-current assets</b>	33,176	55,306	22,418	31,850	10,362	153,112
<b>Non-current liabilities</b>	(28,805)	(37,251)	(11,779)	(24,743)	(4,993)	(107,571)
Includes:						
– Financial liabilities	(28,773)	(36,878)	(11,779)	(24,743)	(4,993)	(107,166)
<b>Net assets</b>	6,409	15,246	9,632	272	3,517	35,076

## Summarised statement of comprehensive income

	Year ended 30 September 2021						Total S\$'000
	Metropolitan Parking Pte. Ltd. S\$'000	Work Plus Store (AMK) Pte. Ltd. S\$'000	Four Star Industries Pte Ltd and its subsidiary S\$'000	Work Plus Store (Kallang Bahru) Pte. Ltd. S\$'000	Motorway Automotive Pte. Ltd. S\$'000	Coliwoo East Pte. Ltd. S\$'000	
<b>Revenue</b>	931	5,204	12,600	149	1,163	24	20,071
Net (loss)/profit and total comprehensive (loss)/income for the year	(1,928)	219	(90)	8,811	21	(1,024)	6,009
The above profit for the year includes the following:							
– Depreciation and amortisation	(29)	(319)	(286)	(2)	(6)	–	(642)
– Interest expense	(562)	(918)	(337)	(670)	(146)	(138)	(2,771)
– Fair value (loss)/gain on investment properties	(2,000)	(1,904)	(2,242)	9,803	218	(826)	3,049

## NOTES TO THE FINANCIAL STATEMENTS

## 21 INVESTMENTS IN JOINT VENTURES (CONT'D)

## Summarised financial statements for joint ventures (Cont'd)

## Summarised statement of comprehensive income (Cont'd)

	Year ended 30 September 2020					Total S\$'000
	Metropolitan Parking Pte. Ltd. S\$'000	Work Plus Store (AMK) Pte. Ltd. S\$'000	Four Star Industries Pte Ltd and its subsidiary S\$'000	Work Plus Store (Kallang Bahru) Pte. Ltd. S\$'000	Motorway Automotive Pte. Ltd. S\$'000	
Revenue	1,040	5,162	8,364	-	-	14,566
Net (loss)/profit and total comprehensive (loss)/income for the year	(2,977)	(588)	422	(728)	3,317	(554)
The above profit for the year includes the following:						
- Depreciation and amortisation	(29)	(362)	(289)	-	-	(680)
- Interest expense	(733)	(1,088)	(452)	(373)	(25)	(2,671)
- Fair value (loss)/gain on investment properties	(3,000)	(1,000)	(1,644)	(188)	3,423	(2,409)

The information above reflects the amounts presented in the financial statements of the joint ventures (and not the Group's share of those amounts), adjusted for differences in accounting policies between the Group and the joint ventures.

## Reconciliation of summarised financial statements

Reconciliation of the summarised financial statements presented to the carrying amount of the Group's interest in joint ventures, is as follows:

	Metropolitan Parking Pte. Ltd. S\$'000	Work Plus Store (AMK) Pte. Ltd. S\$'000	Four Star Industries Pte Ltd and its subsidiary S\$'000	Work Plus Store (Kallang Bahru) Pte. Ltd. S\$'000	Motorway Automotive Pte. Ltd. S\$'000	Coliwoo East Pte. Ltd. S\$'000	Total S\$'000
Opening net assets at 1 October 2019	9,386	15,834	9,210	-	-	-	34,430
Issuance of shares	-	-	-	1,000	200	-	1,200
Total comprehensive income for the year	(2,977)	(588)	422	(728)	3,317	-	(554)
Closing net assets at 30 September 2020	6,409	15,246	9,632	272	3,517	-	35,076
Carrying value of Group's interest in Joint Venture at 30 September 2020	3,204	7,623	4,816	136	1,407	-	17,186
Opening net assets at 1 October 2020	6,409	15,246	9,632	272	3,517	-	35,076
Issuance of shares	-	-	-	-	-	1,000	1,000
Total comprehensive income for the year	(1,928)	219	(90)	8,811	21	(1,024)	6,009
Unrecognised loss over cost of investment	-	-	-	-	-	24	24
Closing net assets at 30 September 2021	4,481	15,465	9,542	9,083	3,538	-	42,109
Carrying value of Group's interest in Joint Venture at 30 September 2021	2,241	7,733	4,771	4,541	1,415	-	20,701

## 22 FINANCIAL INSTRUMENTS BY CATEGORY

	As at 30 September	
	2021	2020
	S\$'000	S\$'000
<b>Assets as per consolidated statements of financial position</b>		
Financial assets at amortised cost		
– Trade and other receivables excluding prepayments	28,784	42,703
– Loan to associates and joint ventures	9,152	4,959
– Lease receivables	33,839	43,253
– Cash and bank balances	36,786	38,446
– Fixed deposits	1,384	2,046
<b>Total</b>	<b>109,945</b>	<b>131,407</b>
<b>Liabilities as per consolidated statements of financial position</b>		
Other financial liabilities subsequently measured at amortised cost		
– Bank borrowings	101,378	66,722
– Trade and other payables	31,818	40,197
– Lease liabilities	92,336	99,375
<b>Total</b>	<b>225,532</b>	<b>206,294</b>

## 23 DEFERRED INCOME TAX

Deferred income tax assets and liabilities are offset when there is a legally enforceable right to offset current income tax assets against current income tax liabilities and when the deferred income taxes relate to the same taxation authority.

The amounts, determined after appropriate offsetting, are shown on the balance sheet as follows:

	As at 30 September	
	2021	2020
	S\$'000	S\$'000
Deferred tax assets	60	77
Deferred tax liabilities	(3,653)	(3,573)
Net deferred tax liabilities	<b>(3,593)</b>	<b>(3,496)</b>

The movements in deferred income tax (prior to offsetting of balances within the same tax jurisdiction) during the financial years are as follows:

### Deferred income tax assets:

	Provisions	Lease	Others	Total
	S\$'000	liabilities	S\$'000	S\$'000
		S\$'000		
At 30 September 2019	483	–	83	566
Adoption of IFRS 16	(524)	13,443	–	12,919
At 1 October 2019	(41)	13,443	83	13,485
Credit/(charged) to profit or loss	114	(923)	(19)	(828)
At 30 September 2020	73	12,520	64	12,657
At 1 October 2020	73	12,520	64	12,657
Credit/(charged) to profit or loss	9	(1,412)	165	(1,238)
At 30 September 2021	<b>82</b>	<b>11,108</b>	<b>229</b>	<b>11,419</b>

## NOTES TO THE FINANCIAL STATEMENTS

## 23 DEFERRED INCOME TAX (CONT'D)

## Deferred income tax liabilities:

	Accelerated tax depreciation S\$'000	Lease assets S\$'000	Others S\$'000	Total S\$'000
At 30 September 2019	694	–	64	758
Adoption of IFRS 16	(262)	16,494	–	16,232
At 1 October 2019	432	16,494	64	16,990
Charged/(credit) to profit or loss	221	(1,127)	69	(837)
At 30 September 2020	653	15,367	133	16,153
At 1 October 2020	653	15,367	133	16,153
Charged/(credit) to profit or loss	785	(1,894)	(32)	(1,141)
At 30 September 2021	<b>1,438</b>	<b>13,473</b>	<b>101</b>	<b>15,012</b>

As at 30 September 2021 and 2020, there are no deferred tax liabilities on investment in subsidiaries as they were in loss making position and have accumulated losses.

## 24 TRADE AND OTHER RECEIVABLES

	As at 30 September	
	2021 S\$'000	2020 S\$'000
Trade receivables:		
– Third parties	14,544	35,857
– Related parties	–	196
– Associates and Joint ventures	621	4
	<b>15,165</b>	<b>36,057</b>
Accrued rental income	354	252
Other receivables:		
Goods and services tax receivables	2,970	663
Deposits with external parties	12,984	8,232
Other receivables	1,139	844
	<b>17,093</b>	<b>9,739</b>
Less: impairment loss on trade receivables	(855)	(2,679)
Less: impairment loss on other receivables	(3)	(3)
	<b>(858)</b>	<b>(2,682)</b>
Net trade and other receivables	<b>31,754</b>	<b>43,366</b>

The accrued rental income relates to apportionment of the free rental period over the lease term.

Related parties comprise entities which are controlled or significantly influenced by the Group's key management personnel and their close family members.

## 24 TRADE AND OTHER RECEIVABLES (CONT'D)

Deposits with external parties comprise mainly security deposits placed with landlord of leased properties.

Other receivables comprise mainly warehouse storage fee and sundry receivables.

### (a) Trade receivables

	As at 30 September	
	2021	2020
	S\$'000	S\$'000
Trade receivables	15,165	36,057
Accrued rental income	354	252
Less: provision for loss allowance	(855)	(2,679)
	<u>14,664</u>	<u>33,630</u>

The carrying amounts of trade receivables approximate their fair values. Trade receivables do not bear any effective interest rate.

The Group normally grants credit terms to its customers ranging from 0 to 90 days. The aging analysis of the trade receivables based on invoice date is as follows:

	As at 30 September	
	2021	2020
	S\$'000	S\$'000
0 to 30 days	13,309	32,542
31 to 60 days	549	773
61 to 90 days	240	70
91 to 180 days	90	1,136
181 days to 365 days	184	414
Over 365 days	793	1,122
	<u>15,165</u>	<u>36,057</u>

Movements on the provision for impairment of trade and other receivables are as follows:

	Year ended 30 September	
	2021	2020
	S\$'000	S\$'000
Beginning of financial year	2,682	2,044
Add: Provision for impairment of trade and other receivables, net	268	1,261
Less: Provision written off	(2,092)	(623)
End of financial year	<u>858</u>	<u>2,682</u>

## NOTES TO THE FINANCIAL STATEMENTS

### 24 TRADE AND OTHER RECEIVABLES (CONT'D)

#### (a) Trade receivables (Cont'd)

The carrying amounts of the Group's trade and other receivables are denominated in the following currencies:

	As at 30 September	
	2021	2020
	S\$'000	S\$'000
SGD	28,145	39,488
USD	818	895
HKD	1,097	1,171
IDR	262	276
RMB	397	562
THB	573	598
MYR	462	376
	<b>31,754</b>	<b>43,366</b>

### 25 LEASE RECEIVABLES

The Group's sub-lease of its right-of-use of the industrial, commercial and residential space is classified as finance lease because the sub-lease is for the entire remaining lease term of the head lease.

ROU assets relating to the head leases with sub-leases classified as finance lease is derecognised. The net investment in the sub-lease is recognised under lease receivables.

Finance income on the net investment in sub-lease during the financial year is S\$1,127,000 (2020: S\$1,312,000).

The following table shows the maturity analysis of the undiscounted lease payments to be received:

	As at 30 September	
	2021	2020
	S\$'000	S\$'000
Gross lease receivables – minimum lease payments to be received		
No later than 1 year	20,685	18,111
Later than 1 year and no later than 2 years	7,647	14,897
Later than 2 years and no later than 3 years	4,404	5,719
Later than 3 years and no later than 4 years	2,160	4,320
Later than 4 years and no later than 5 years	–	2,160
Later than 5 years	–	–
<b>Total undiscounted lease payments</b>	<b>34,896</b>	<b>45,207</b>
Unearned finance income	(1,057)	(1,954)
<b>Net investment in finance lease</b>	<b>33,839</b>	<b>43,253</b>
Presented as:		
Current	20,031	17,104
Non-current	13,808	26,149
	<b>33,839</b>	<b>43,253</b>

- (a) The net investment in finance lease has decreased by S\$9,414,000 (2020: S\$4,316,000) as the Group has received the lease payments and written off subleases of S\$1,527,000 (2020: S\$1,092,000) due to early termination during the current financial year 2021.

**26 PREPAYMENTS**

	As at 30 September	
	2021	2020
	S\$'000	S\$'000
Prepaid operating expenses:		
Current	1,342	1,823
Non-current	99	116
	<u>1,441</u>	<u>1,939</u>

**27 INVENTORIES**

	As at 30 September	
	2021	2020
	S\$'000	S\$'000
Finished goods	<u>90</u>	<u>75</u>

The cost of inventories included in cost of sales amounted to S\$251,000 and S\$9,000 for the year ended 30 September 2021 and 2020, respectively.

**28 CASH AND BANK BALANCES**

	As at 30 September	
	2021	2020
	S\$'000	S\$'000
Cash at banks	36,680	38,383
Cash on hand	106	63
	<u>36,786</u>	<u>38,446</u>

The Group's cash and cash equivalents are denominated in the following currencies:

	As at 30 September	
	2021	2020
	S\$'000	S\$'000
SGD	32,849	35,440
USD	1,064	993
HKD	1,615	743
IDR	430	647
RMB	455	208
THB	189	202
MYR	47	104
Others	137	109
	<u>36,786</u>	<u>38,446</u>

## NOTES TO THE FINANCIAL STATEMENTS

## 29 FIXED DEPOSITS

	As at 30 September	
	2021 S\$'000	2020 S\$'000
<b>Fixed deposits</b>		
Mature within 3 months	–	666
Mature within one year	<b>1,384</b>	1,380
	<b>1,384</b>	2,046

Certain fixed deposits have been pledged to financial institutions for providing banker guarantees facilities as follows:

	As at 30 September	
	2021 S\$'000	2020 S\$'000
<b>Pledged fixed deposits</b>		
Mature within 3 months	–	–
Mature within one year	<b>1,369</b>	1,365
	<b>1,369</b>	1,365

The Group's fixed deposits are denominated in the following currencies:

	As at 30 September	
	2021 S\$'000	2020 S\$'000
SGD	1,325	1,987
USD	59	59
	<b>1,384</b>	2,046

## 30 RESERVES

	As at 30 September	
	2021 S\$'000	2020 S\$'000
Exchange translation reserve	(847)	(895)
Asset valuation reserve	4,612	3,708
Fair value reserve	(1,350)	(1,350)
Merger reserve	(30,727)	(30,727)
Retained profits	108,542	87,498
	<b>80,230</b>	58,234
Represented by:		
Distributable	77,815	56,771
Non-distributable	2,415	1,463
	<b>80,230</b>	58,234



### 30 RESERVES (CONT'D)

Exchange translation reserve arises from the translation of the financial statements of foreign entities whose functional currencies are different from the functional currency of the Company.

Asset revaluation reserve arises from surplus on revaluation of leasehold buildings as at the end of the financial year.

Fair value reserve arises from the fair value movements of financial assets, at FVOCI.

Merger reserve arises from the difference between the purchase consideration and the carrying value of the share capital acquired under the pooling-of-interests method of consolidation in the restructuring exercise undertaken with the intention of the Company's listing on the SGX-ST.

### 31 SHARE CAPITAL

	As at 30 September			
	2021		2020	
	No. of shares issued	Nominal Amount S\$'000	No. of shares issued	Nominal Amount S\$'000
Beginning of financial year	402,445,400	63,407	402,445,400	63,407
Issuance of placement shares*	6,500,000	2,089	–	–
End of financial year	408,945,400	65,496	402,445,400	63,407

\* On 24 June 2021, 6,500,000 number of ordinary shares of the Company at the issue price of S\$0.3351 were issued following the completion of the placement. The placement shares were issued free from all claims, charges, liens and other encumbrances whatsoever and rank pari passu in all respects with and carry all rights similar to the existing issued shares.

The holders of ordinary shares are entitled to receive dividends as declared from time to time and are entitled to one vote per share at meetings of the Company. All shares rank equally with regard to the Company's residual assets.

### 32 COMPANY LEVEL STATEMENT OF CHANGES IN EQUITY

Company	Note	Retained profits S\$'000
<b>2020</b>		
<b>As at 1 October 2019</b>		2,953
Profit and total comprehensive income for the year		5,589
Dividends paid	37	(3,069)
<b>As at 30 September 2020</b>		<b>5,473</b>
<b>2021</b>		
<b>As at 1 October 2020</b>		<b>5,473</b>
Profit and total comprehensive income for the year		<b>7,110</b>
Dividends paid	37	<b>(7,019)</b>
<b>As at 30 September 2021</b>		<b>5,564</b>

## NOTES TO THE FINANCIAL STATEMENTS

## 33 TRADE AND OTHER PAYABLES

	As at 30 September	
	2021	2020
	S\$'000	S\$'000
Trade payables		
– Third parties	5,086	14,146
– Associates and Joint venture	149	4
Total trade payables (Note i)	5,235	14,150
Contract liabilities		
– Rental received in advance	174	394
– Advances received from customers	2,298	1,766
	2,472	2,160
Other payables and accruals		
– Goods and services tax payables	1,029	1,304
– Loan from shareholder of a non-wholly owned subsidiary	717	–
– Provision for directors' fees	60	54
– Accruals	10,349	9,927
– Accrued rental expenses	82	129
– Rental deposits received from customers	11,374	10,850
– Rental deposits received from related parties	38	48
– Withholding tax	95	61
– Sundry creditors*	3,941	5,018
– Other payables	22	21
Total trade and other payables	35,414	43,722
Less non-current portion: other payables	(22)	(21)
Total trade and other payables included in current liabilities	35,392	43,701

\* Include loans of approximately S\$2,658,000 from external parties as at 30 September 2021. The parties are registered as shareholders of a subsidiary on 1 October 2021. Refer to note 41 for further information.

The carrying amounts of trade payables approximate their fair values.

(i) As at 30 September 2021 and 2020, the aging analysis of the trade payables based on invoice date is as follows:

	As at 30 September	
	2021	2020
	S\$'000	S\$'000
0 to 30 days	3,585	7,420
31 to 60 days	949	2,975
61 to 90 days	219	1,162
Over 90 days	482	2,593
	5,235	14,150

The carrying amounts of the Group's trade and other payables are denominated in the following currencies:

	As at 30 September	
	2021	2020
	S\$'000	S\$'000
SGD	33,615	41,757
USD	388	632
HKD	187	213
IDR	387	426
RMB	449	264
THB	205	265
MYR	183	165
	35,414	43,722

## 34 PROVISIONS

Provision for reinstatement costs were recognised for the expected costs associated with restoring the leased industrial buildings by certain subsidiaries upon expiry of leases from landlords to its original condition based on the requirements of the lease contract. Provision for reinstatement costs is the present value of the estimated costs of dismantlement, removal and restoration to be incurred for the leased industrial buildings. The provision is based on estimates made from historical data associated with reinstatement works on contracts of similar nature using technology and materials that are currently available.

Present obligations arising under onerous contracts are recognised and measured as provisions. An onerous contract is considered to exist where the Group has a contract under which the unavoidable cost of meeting the obligations under the contract exceed the economic benefits expected to be received under it.

Movement of the provision accounts are as follows:

	Year ended 30 September 2021 Reinstatement Cost S\$'000
Beginning of financial year	1,318
Amount utilised for the year	(569)
End of financial year	<u>749</u>
Presented as:	
Current	65
Non-current	<u>684</u>
	<u>749</u>

	Year ended 30 September 2020		
	Onerous Contract S\$'000	Reinstatement Cost S\$'000	Total S\$'000
Balance at 30 September 2019	1,430	1,127	2,557
Adoption of IFRS 16	(752)	–	(752)
Balance at 1 October 2019	678	1,127	1,805
Provision for the year	270	206	476
Amount utilised for the year	(948)	(16)	(964)
Amortisation of discount	–	1	1
End of financial year	<u>–</u>	<u>1,318</u>	<u>1,318</u>
Presented as:			
Current	–	1,106	1,106
Non-current	<u>–</u>	<u>212</u>	<u>212</u>
	<u>–</u>	<u>1,318</u>	<u>1,318</u>

## NOTES TO THE FINANCIAL STATEMENTS

## 35 BANK BORROWINGS

	As at 30 September	
	2021 S\$'000	2020 S\$'000
<b>Non-current, secured</b>		
Bank borrowings repayable later than 1 year and no later than 2 years	9,919	9,304
Bank borrowings repayable later than 2 years and no later than 5 years	23,742	20,486
Bank borrowings repayable later than 5 years	56,161	26,207
	<b>89,822</b>	<b>55,997</b>
<b>Current, secured</b>		
Bank borrowings repayable no later than 1 year	11,556	10,725
<b>Total bank borrowings</b>	<b>101,378</b>	<b>66,722</b>

Total bank borrowings of S\$101,378,000 as at 30 September 2021 (2020: S\$66,722,000) are secured by (i) legal mortgage of properties at 72 Eunos Avenue 7, 100 Eunos Avenue 7, 71 Lorong 23 Geylang, 7 Gul Avenue, 75 Beach Road, 320 Balestier Road, 115 Geylang Road in Singapore and Axis Residences in Cambodia; (ii) corporate guarantees provided by the Group; (iii) assignment of rental proceeds of the mortgaged properties; and (iv) personal guarantees provided by directors and shareholders of certain non-wholly owned subsidiaries of the Company, who are not controlling shareholders of the Company, where applicable.

Interest is charged between 1.40% and 6.00% (2020: between 1.75% and 6.00%) per annum. The interest rate is repriced monthly.

The amount repayable within one year is included under current liabilities whilst the amount repayable after one year is included under non-current liabilities.

The Group's bank borrowings are denominated in the following currencies:

	As at 30 September	
	2021 S\$'000	2020 S\$'000
SGD	93,682	57,267
USD	5,610	7,083
RMB	2,086	2,372
	<b>101,378</b>	<b>66,722</b>

**Carrying amounts and fair values**

The carrying amounts of current bank borrowings approximate their fair value. The carrying amounts and fair values of non-current bank borrowings as at 30 September 2021 and 2020 are as follows:

	As at 30 September 2021	
	Carrying Amount S\$'000	Fair Value S\$'000
Between one and later than 5 years	89,822	87,263

	As at 30 September 2020	
	Carrying Amount S\$'000	Fair Value S\$'000
Between one and later than 5 years	55,997	54,146

### 35 BANK BORROWINGS (CONT'D)

#### Carrying amounts and fair values (Cont'd)

The table below analyses the maturity profile of the Group's bank borrowings based on contractual undiscounted cash flows:

	Carrying amount S\$'000	Contractual cash flows S\$'000
<b>As at 30 September 2021</b>		
Less than one year	11,556	13,983
Between one to two years	9,919	12,297
Between two to five years	23,742	29,593
More than five years	56,161	71,110
	<u>89,822</u>	<u>113,000</u>
	<u>101,378</u>	<u>126,983</u>
<b>As at 30 September 2020</b>		
Less than one year	10,725	12,641
Between one to two years	9,304	11,311
Between two to five years	20,486	25,477
More than five years	26,207	37,366
	<u>55,997</u>	<u>74,154</u>
	<u>66,722</u>	<u>86,795</u>

### 36 LEASE LIABILITIES

As at 30 September 2021 and 2020, the Group leases certain properties and plant and machinery from non-related parties.

The amount payable within one year is included under current liabilities whilst that payable after one year is included under non-current liabilities.

	As at 30 September	
	2021 S\$'000	2020 S\$'000
Gross lease liabilities – minimum lease payments		
No later than 1 year	39,496	35,704
Later than 1 year and no later than 2 years	24,889	29,152
Later than 2 years and no later than 5 years	27,158	35,875
Later than 5 years	5,238	5,278
	<u>96,781</u>	106,009
Future finance charges on leases	(4,445)	(6,634)
Present value of lease liabilities	<u>92,336</u>	<u>99,375</u>
The present value of lease liabilities is as follows:		
No later than 1 year	37,706	33,193
Later than 1 year and no later than 2 years	23,825	27,535
Later than 2 years and no later than 5 years	26,073	34,022
Later than 5 years	4,732	4,625
	<u>92,336</u>	<u>99,375</u>

## NOTES TO THE FINANCIAL STATEMENTS

### 36 LEASE LIABILITIES (CONT'D)

The Group's lease liabilities are denominated in the following currencies:

	As at 30 September	
	2021	2020
	S\$'000	S\$'000
SGD	88,135	94,813
HKD	288	531
RMB	1,646	1,636
THB	1,494	1,781
MYR	773	614
	<b>92,336</b>	<b>99,375</b>

- (a) Interest expense on lease liabilities in financial year 2021 was S\$2,828,000 (2020: S\$3,416,000).
- (b) Lease expense not capitalised in lease liabilities

	As at 30 September	
	2021	2020
	S\$'000	S\$'000
Lease expense – short-term leases	4,323	20,074
Lease expense – low-value leases	394	385
Variable lease payments which do not depends on an index or rate	1,222	889
	<b>5,939</b>	<b>21,348</b>

- (c) Total income from subleasing ROU assets in financial year 2021 was S\$21,432,000 (2020: S\$20,621,000).
- (d) Total cash outflow for all the leases in financial year 2021 was S\$48,650,000 (2020: S\$60,264,000).
- (e) The additions of ROU for leases classified as investment properties and ROU assets in financial year 2021 was S\$15,553,000 and S\$20,700,000 (2020: S\$9,745,000 and S\$9,862,000) respectively.
- (f) Future cash outflow which are not capitalised in lease liabilities

i. Variable lease payments

The leases for certain properties contain variable lease payments that are based on a percentage of sales generated by the properties ranging from 25% to 60% (2020: 25% to 60%) exceeding certain threshold where applicable, on top of fixed payments. The Group negotiates variable lease payments for a variety of reasons, including minimising the fixed costs base. Such variable lease payments are recognised to profit or loss when incurred and amounted to S\$1,222,000 and S\$889,000 for the financial year ended 30 September 2021 and 2020.

ii. Extension options

The leases for certain properties contain extension periods, for which the related lease payments had not been included in lease liabilities as the Group is not reasonably certain to exercise these extension option. The Group negotiates extension options to optimise operational flexibility in terms of managing the lessor. Had management taken up these extension options, the additional future minimum lease payable is S\$87,987,000 (2020: S\$92,367,000).

## 37 DIVIDENDS

	Year ended 30 September	
	2021	2020
	S\$'000	S\$'000
<i>Ordinary dividends</i>		
Final dividend paid in respect of the previous financial year of 1.0 Singapore cents (2020: S\$0.005 cents) per share	4,003	2,043
Interim dividend paid in respect of the current financial year of 0.75 Singapore cents (2020: S\$0.0025 cents) per share	3,016	1,026
	<u>7,019</u>	<u>3,069</u>

The Board has resolved to recommend a final dividend of S\$0.01 per share for the financial year ended 30 September 2021, which is subject to shareholders' approval at the upcoming general meeting.

## 38 NOTES TO CONSOLIDATED STATEMENTS OF CASH FLOWS

## (a) Reconciliation of cash used in purchase of property, plant and equipment

	Year ended 30 September	
	2021	2020
	S\$'000	S\$'000
Total property, plant and equipment acquired during the year	20,132	22,941
Add/(less): capitalised of reinstatement costs	6	(31)
Less: Payable of property, plant and equipment	(139)	(416)
Cash used in purchase of property, plant and equipment during the year	<u>19,999</u>	<u>22,494</u>

## (b) Proceeds from disposal of property, plant and equipment

	Year ended 30 September	
	2021	2020
	S\$'000	S\$'000
Net book amount	153	323
Gain/(loss) on disposal of property, plant and equipment	242	(41)
Proceeds from disposal of property, plant and equipment	<u>395</u>	<u>282</u>

## (c) Reconciliation of cash used in purchase of other asset\*

	Year ended 30 September	
	2021	2020
	S\$'000	S\$'000
Total other asset acquired during the year	-	3,967
Currency translation differences	-	(54)
Cash used in purchase of other asset during the year	<u>-</u>	<u>3,913</u>

\* The other asset has been reclassified to investment properties upon the completion of the construction of the Block 1A of Axis Residences in Cambodia in the third quarter of our financial year ending 30 September 2020.

## NOTES TO THE FINANCIAL STATEMENTS

### 38 NOTES TO CONSOLIDATED STATEMENTS OF CASH FLOWS (CONT'D)

#### (d) Reconciliation of cash used in purchase of investment properties

	Year ended 30 September	
	2021	2020
	S\$'000	S\$'000
Total investment properties acquired during the year	60,634	9,766
Less: Additions of right-of-use assets	(15,553)	(9,745)
Less: Deposit paid in prior year	(2,684)	–
Cash used in purchase of investment properties during the year	<u>42,397</u>	<u>21</u>

### 39 COMMITMENTS

#### (a) Capital commitments

Capital expenditures contracted for at the balance sheet date but not recognised in the financial statements, excluding those relating to investments in associated companies (Note 20) and investment in a joint venture (Note 21), are as follows:

	As at 30 September	
	2021	2020
	S\$'000	S\$'000
Investment property	1,005	–
Property, plant and equipment	1,884	4,948
	<u>2,889</u>	<u>4,948</u>

#### (b) Operating lease commitments – where the Group is a lessee

The Group leases property, plant and equipment from non-related parties under non-cancellable operating lease agreements. The leases have varying terms, escalation clauses and renewal rights.

These lease payments have been recognised as ROU assets and lease liabilities on the balance sheet as at 30 September 2021 and 2020, except for short-term and low value leases which are disclosed in Note 36 (b).

#### (c) Operating lease commitments – where the Group is a lessor

The Group leases out investment properties to non-related parties under non-cancellable operating leases. The lessees are required to pay either absolute fixed annual increase to the lease payments or contingent rents computed based on their sales achieved during the lease period. When considered necessary to reduce the credit risk, the Group may obtain bank guarantees equivalent to few months of the lease payments.

The Group is exposed to changes in the residual value of properties at the end of current lease agreements. The residual value risk born by the Group is mitigated by active management of its property portfolio with the objective of optimising tenant mix in order to:

- achieve the longest weighted average lease term possible;
- minimise vacancy rates across all properties; and
- minimise the turnover of tenants with high quality credit ratings.

Lease agreements may also include a clause requiring the tenant to reinstate the leased space to its original state when the lease expires and the tenant decides not to renew the lease agreement. This contributes to the maintenance of the property and allows for the space to be re-let quickly once a tenant has departed.



## 39 COMMITMENTS (CONT'D)

## (c) Operating lease commitments – where the Group is a lessor (Cont'd)

The undiscounted lease payments from the operating leases from leased properties and owned investment properties to be received after 30 September 2021 and 2020 is disclosed as follows:

	As at 30 September	
	2021	2020
	S\$'000	S\$'000
<b>Operating leases from leased properties</b>		
Not later than one year	15,157	15,199
Between one and two years	2,648	8,413
Between two and three years	16	19
	<b>17,821</b>	<b>23,631</b>

	As at 30 September	
	2021	2020
	S\$'000	S\$'000
<b>Operating leases from owned investment properties</b>		
Not later than one year	2,617	3,500
Between one and two years	116	1,739
Between two and three years	–	20
	<b>2,733</b>	<b>5,259</b>

## (d) Corporate guarantees

The Group has provided corporate guarantees in favour of financial institutions in respect of facilities granted to certain associates and joint ventures amounting to S\$73,930,000 (2020: S\$59,300,000). As at 30 September 2021, the outstanding amount of guaranteed loans drawn down by the associates and joint ventures amounted to S\$62,200,000 (2020: S\$46,410,000).

The Group has determined that the corporate guarantees had insignificant fair values as at 30 September 2021 and 2020.

## NOTES TO THE FINANCIAL STATEMENTS

### 40 RELATED PARTY TRANSACTIONS

In addition to those disclosed elsewhere in the financial statements, the following is a summary of significant related party transactions which, in the opinion of the directors, are entered into the ordinary course of business between the Group and its related parties, and the balances arising from related party transactions.

Name of the related party	Relationship with the Group
Lim Lung Tieng	Executive director and shareholder
Lim Bee Choo	Executive director and shareholder
Pang Joo Siang	Spouse of Jess Lim, the Executive Director of the Company
Work Plus Store (AMK) Pte. Ltd.	A joint venture
Metropolitan Parking Pte. Ltd.	A joint venture
Four Star Industries Pte Ltd	A joint venture
Work Plus Store (Kallang Bahru) Pte. Ltd.	A joint venture
Motorway Automotive Pte. Ltd.	A joint venture
Coliwoo East Pte. Ltd	A joint venture
Work Plus Store (Kallang) Pte. Ltd.	A subsidiary of the joint venture company of the Group
Metropolitan Parking (BTSC) Pte. Ltd.	An associate
HLA Logistics Pte. Ltd.	An associate
Master Care Services Pte. Ltd.	A non-controlling shareholder of a subsidiary of the Group
PJS Companies	Related group of companies controlled by Pang Joo Siang ( <i>Note 1</i> )
9 Plus Cafe Pte. Ltd.	The owner is the brother-in-law of an Executive Director of the Company

**Note 1:** PJS Companies comprises Cafe @ Phoenix Pte. Ltd. and DJ Culinary Concepts Pte. Ltd.

#### (a) Transactions

	Year ended 30 September	
	2021 S\$'000	2020 S\$'000
<b>Rental and service income from:</b>		
Work Plus Store (AMK) Pte. Ltd.	820	958
Metropolitan Parking Pte. Ltd.	83	96
Four Star Industries Pte Ltd	625	714
Work Plus Store (Kallang) Pte. Ltd.	100	98
PJS Companies	15	119
9 Plus Cafe Pte. Ltd.	–	88
HLA Logistics Pte. Ltd.	1,588	1,460
Motorway Automotive Pte. Ltd.	116	–
<b>Receipts of lease payment from:</b>		
Master Care Services Pte. Ltd.	332	289
<b>Auxiliary services from:</b>		
Four Star Industries Pte Ltd	14	1,002
PJS Companies	54	–
DJ Culinary Concepts Pte. Ltd.	–	61

## 40 RELATED PARTY TRANSACTIONS (CONT'D)

## (a) Transactions (Cont'd)

	Year ended 30 September	
	2021	2020
	S\$'000	S\$'000
<b>Loan to:</b>		
Work Plus Store (AMK) Pte. Ltd.	–	850
Metropolitan Parking Pte. Ltd.	400	260
Metropolitan Parking (BTSC) Pte. Ltd.	590	–
Work Plus Store (Kallang Bahru) Pte. Ltd.	–	3,915
Motorway Automotive Pte. Ltd.	324	606
Coliwoo East Pte. Ltd	3,077	–
<b>Repayment of loan from:</b>		
Work Plus Store (AMK) Pte. Ltd.	–	1,402
Metropolitan Parking Pte. Ltd.	–	1,147
Four Star Industries Pte Ltd	1,095	681
<b>Other transactions with:</b>		
Work Plus Store (AMK) Pte. Ltd.	268	264
Work Plus Store (Kallang Bahru) Pte. Ltd.	117	63
Metropolitan Parking Pte. Ltd.	853	880
Metropolitan Parking (BTSC) Pte. Ltd.	529	–
Motorway Automotive Pte. Ltd.	100	–
Four Star Industries Pte Ltd	59	88
<b>Notes:</b>		
i	Sales and purchases are made at prices mutually agreed by the relevant parties	
ii	Terms of services are mutually agreed between the relevant parties	

## (b) Year-end balances with related parties

	As at 30 September	
	2021	2020
	S\$'000	S\$'000
<b>Amounts due to related parties (Trade)</b>		
Work Plus Store (AMK) Pte. Ltd.	18	–
Metropolitan Parking Pte. Ltd.	72	–
Metropolitan Parking (BTSC) Pte. Ltd.	49	–
Four Star Industries Pte Ltd	8	–
HLA Logistics Pte. Ltd.	–	3
Others	2	1
Total	149	4
<b>Amounts due to related parties (Non-trade)</b>		
PJS Companies	–	10
Four Star Industries Pte Ltd	38	38
Total	38	48

## NOTES TO THE FINANCIAL STATEMENTS

## 40 RELATED PARTY TRANSACTIONS (CONT'D)

## (b) Year-end balances with related parties (Cont'd)

	As at 30 September	
	2021 S\$'000	2020 S\$'000
<b>Amounts due from related parties (Trade)</b>		
PJS Companies	-	14
Work Plus Store (AMK) Pte. Ltd.	150	-
Work Plus Store (Kallang Bahru) Pte. Ltd.	41	-
Metropolitan Parking Pte. Ltd.	10	-
Metropolitan Parking (BTSC) Pte. Ltd.	13	-
Four Star Industries Pte Ltd	160	-
HLA Logistics Pte. Ltd.	195	168
Motorway Automotive Pte. Ltd.	22	12
Coliwoo East Pte. Ltd.	21	-
Others	9	6
<b>Total</b>	<b>621</b>	<b>200</b>
<b>Amounts due from related parties (Non-trade)</b>		
Loan to Metropolitan Parking Pte. Ltd.	402	-
Loan to Metropolitan Parking (BTSC) Pte. Ltd.	603	-
Loan to Four Star Industries Pte Ltd	-	375
Loan to Work Plus Store (Kallang Bahru) Pte. Ltd.	4,095	3,978
Loan to Motorway Automotive Pte. Ltd.	954	606
Loan to Coliwoo East Pte. Ltd.	3,098	-
<b>Total</b>	<b>9,152</b>	<b>4,959</b>

The amounts due to related parties (Trade), amounts due to related parties (Non-trade) and amounts due from related parties (Trade) were unsecured, interest-free and repayable on demand.

The amounts due from related parties (Non-trade) were unsecured and interest-bearing at 3% and 3% as at 30 September 2021 and 2020 respectively. They had no fixed terms of repayment and are repayable on demand.

The carrying amounts approximated their fair values and were denominated in Singapore dollars.

## (c) Key management compensation

Key management includes Executive Directors, Independent Non-executive Directors, Chief Financial Officer ("CFO") and General Manager. The compensation paid or payable to key management for employee services is shown below:

	Year ended 30 September	
	2021 S\$'000	2020 S\$'000
Salaries and other short-term employee benefits	5,051	4,563

Other related parties comprise mainly companies which are controlled by the Group's key management personnel and their close family members.

#### 41 EVENTS OCCURRING AFTER BALANCE SHEET DATE

The Group entered into an option to purchase on 14 July 2021 to acquire a property at 55 Tuas South Avenue 1, Singapore, for a consideration of S\$21 million. On 1 October 2021, the Group entered into a joint venture agreement with two other joint venture partners over Chrysolite Industries Pte. Ltd. ("**Chrysolite JV Company**"). The Chrysolite JV Company will issue new shares such that the Group's shareholding over the Chrysolite JV Company will change from 100% to 60%. The Chrysolite JV Company will be used to acquire the aforementioned property. On the same day, the acquisition of the property was also completed in accordance with the terms and conditions as set out in the option to purchase.

On 5 November 2021, the shareholders of 471 Balestier Pte. Ltd., the Group's wholly-owned subsidiary, Coliwoo Holdings Pte. Ltd. and the Group's joint venture company, Four Star Industries Pte Ltd entered into an addendum to revise certain terms in the joint venture agreement such as the board composition and management of 471 Balestier Pte. Ltd., and the remaining terms of the joint venture agreement remained the same. As a result, subsequent to the year end, 471 Balestier Pte. Ltd. (the "**Balestier JV Company**") will be deconsolidated from the Group and equity-accounted as a joint venture of the Group. The Balestier JV Company was dormant during the current financial year. On the same day, the acquisition of the property at 471/A/B/C and 473/A/B/C Balestier Road, Singapore, was also completed in accordance with the terms and conditions as set out in the option to purchase.

On 29 November 2021, the Group entered into a lease agreement for the tenancy at 2 Mount Elizabeth Link, Singapore, with a tenancy period of three years which includes four further options to renew for a further term of three years each for each renewal. The Group intends to renovate and operate the property as a serviced apartment or as a co-living residential space. The lease will be recognised as an investment property (right-of-use asset) with a lease liability in the financial year ending 30 September 2022.

On 2 December 2021, the Group has committed to the renovation costs of approximately S\$14.8 million at 7 Gul Avenue.

#### 42 IMPACT OF COVID-19

The COVID-19 pandemic has affected almost all countries of the world, and resulted in border closures, production stoppages, workplace closures, movement controls and other measures imposed by the various governments.

Set out below is the impact of COVID-19 on the Group's financial performance reflected in this set of financial statements for the year ended 30 September 2021:

- i. The Group has assessed that the going concern basis of preparation for this set of financial statements remains appropriate.
- ii. In 2021, the Group has received rental, property tax and cash rebates for its leased and owned properties and also provided similar rebates to its tenants in the Space Optimisation business. The effects of such rebates received/provided are disclosed in Note 7.
- iii. The Group has considered the market conditions (including the impact of COVID-19) as at the balance sheet date, in making estimates and judgements on the fair value of investment properties and recoverability of assets as at 30 September 2021. The significant estimates and judgement applied on the valuation of investment properties and impairment of receivables are disclosed in Notes 3(e) and 4 respectively.

As the global COVID-19 situation remains very fluid as at the date these financial statements were authorised for issuance, the Group cannot reasonably ascertain the full extent of the probable impact of the COVID-19 disruptions on its operating and financial performance for the financial year ending 30 September 2022. If the situation persists beyond management's current expectations, the Group's assets may be subject to further write downs in the subsequent financial periods.

## STATISTICS OF SHAREHOLDINGS

AS AT 3 DECEMBER 2021

Number of Ordinary Shares in Issue	: 408,945,400
Number of Subsidiary Holdings Held	: Nil
Number of Treasury Shares Held	: Nil
Class of Shares	: Ordinary
Voting Rights	: One vote of each ordinary share held

### DISTRIBUTION OF SHAREHOLDINGS

SIZE OF SHAREHOLDINGS	NO. OF SHAREHOLDERS	%	NO. OF SHARES	%
1 – 99	0	0.00	0	0.00
100 – 1,000	70	6.87	53,100	0.01
1,001 – 10,000	318	31.21	2,265,050	0.55
10,001 – 1,000,000	619	60.74	37,973,850	9.29
1,000,001 AND ABOVE	12	1.18	368,653,400	90.15
<b>TOTAL</b>	<b>1,019</b>	<b>100.00</b>	<b>408,945,400</b>	<b>100.00</b>

### TWENTY LARGEST SHAREHOLDERS

NO.	NAME	NO. OF SHARES	%
1	CITIBANK NOMINEES SINGAPORE PTE LTD	135,324,400	33.09
2	HSBC (SINGAPORE) NOMINEES PTE LTD	105,837,400	25.88
3	HKSCC NOMINEES LIMITED	97,363,700	23.81
4	PHILLIP SECURITIES PTE LTD	5,729,700	1.40
5	RAFFLES NOMINEES (PTE.) LIMITED	5,611,000	1.37
6	DBS NOMINEES (PRIVATE) LIMITED	5,049,500	1.23
7	BNP PARIBAS NOMINEES SINGAPORE PTE. LTD.	4,911,500	1.20
8	IFAST FINANCIAL PTE. LTD.	2,550,900	0.62
9	UOB KAY HIAN PRIVATE LIMITED	1,971,100	0.48
10	DBS VICKERS SECURITIES (SINGAPORE) PTE LTD	1,942,600	0.48
11	BPSS NOMINEES SINGAPORE (PTE.) LTD.	1,250,000	0.31
12	OCBC SECURITIES PRIVATE LIMITED	1,111,600	0.27
13	LEE CHEE HONG (LI ZHIHONG)	1,000,000	0.24
14	TAN CHONG MENG	900,000	0.22
15	MAYBANK KIM ENG SECURITIES PTE. LTD.	838,000	0.20
16	OCBC NOMINEES SINGAPORE PRIVATE LIMITED	677,200	0.17
17	CGS-CIMB SECURITIES (SINGAPORE) PTE. LTD.	652,000	0.16
18	ABN AMRO CLEARING BANK N.V.	647,300	0.16
19	LIM & TAN SECURITIES PTE LTD	626,600	0.15
20	LIM TIONG KHENG STEVEN	464,000	0.11
<b>TOTAL</b>		<b>374,458,500</b>	<b>91.55</b>

### PUBLIC FLOAT

Based on the information available to the Company as at 3 December 2021, being the latest practicable date prior to the publication of this annual report, approximately 44.97% of the issued ordinary shares of the Company are held by the public. Accordingly, the Company has complied with Rule 723 of the Listing Manual Section B: Rules of the Catalist of the Singapore Exchange Securities Trading Limited and Rule 8.08 of The Rules Governing the Listing of Securities on The Stock Exchange of Hong Kong Limited.

## SUBSTANTIAL SHAREHOLDERS' AND OTHER PERSONS' INTERESTS AND SHORT POSITIONS IN SHARES, UNDERLYING SHARES AND DEBENTURES

### Under Singapore Laws and Regulations

Name	Direct Interest		Deemed Interest	
	Number of shares	%	Number of shares	%
Kelvin Lim <sup>(2)(3)(4)(5)(6)(7)</sup>	–	–	224,982,600	55.02
Jess Lim <sup>(2)(3)(4)(5)(6)(7)</sup>	4,000,000	0.98	220,982,600	54.04
Trident Trust Company (B.V.I.) Limited <sup>(3)</sup>	–	–	220,982,600	54.04
LHN Capital Pte. Ltd. <sup>(4)</sup>	–	–	220,982,600	54.04
HN Capital Ltd. <sup>(5)</sup>	–	–	220,982,600	54.04
Hean Nerng Group Pte. Ltd. <sup>(6)</sup>	–	–	220,982,600	54.04
Fragrance Ltd. <sup>(7)</sup>	220,982,600	54.04	–	–
Lim Hean Nerng <sup>(7)</sup>	–	–	220,982,600	54.04
Foo Siau Foon <sup>(7)</sup>	–	–	220,982,600	54.04
Lim Yun En <sup>(7)</sup>	–	–	220,982,600	54.04
Lim Wei Yong Matthew <sup>(7)</sup>	–	–	220,982,600	54.04
Lim Wei Yee <sup>(7)</sup>	–	–	220,982,600	54.04
Lin Weichen <sup>(7)</sup>	–	–	220,982,600	54.04
Lim Wei Kheng (Lin Weiqing) <sup>(7)</sup>	–	–	220,982,600	54.04
Lim Yu Yang <sup>(7)</sup>	–	–	220,982,600	54.04
Lim Bee Li <sup>(8)</sup>	–	–	220,982,600	54.04

#### Notes:

- (1) Based on the total issued share capital of 408,945,400 ordinary shares of the Company as at 3 December 2021.
- (2) Kelvin Lim and Jess Lim are siblings. They are therefore deemed interested in each other's interests in the Shares of the Company.
- (3) Trident Trust Company (B.V.I.) Limited, a licensed trust company incorporated in BVI, holds the entire issued and paid-up share capital in LHN Capital Pte. Ltd. as trustee of The Land Banking Trust in BVI. LHN Capital Pte. Ltd., a company incorporated in Singapore, is the trustee of The LHN Capital Trust in Singapore. LHN Capital Pte. Ltd. holds the entire issued and paid-up share capital in HN Capital Ltd., a company incorporated in BVI. The Land Banking Trust is a discretionary purpose trust with the principal purpose of (a) promoting the operation of the businesses owned directly or indirectly by LHN Capital Pte. Ltd. ("**LHN Capital Business**"); and (b) to enable the operation of the LHN Capital Business in accordance with the terms of the business plan. Accordingly, there are no beneficiaries to The Land Banking Trust. The LHN Capital Trust is a discretionary irrevocable trust which the trustee, LHN Capital Pte. Ltd., has all powers in relation to the property comprised in The LHN Capital Trust as the legal owner of such property, subject to any express restrictions contained in The LHN Capital Trust. The beneficial owners of the property in the trust fund are the beneficiaries of The LHN Capital Trust which comprise Lim Hean Nerng, Foo Siau Foon, Kelvin Lim and Kelvin Lim's direct lineal issues (namely, Lim Yun En, Lim Wei Yong Matthew, Lim Wei Yee, Lin Weichen, Lim Wei Kheng (Lin Weiqing) and Lim Yu Yang) ("**LHN Capital Trust Beneficiaries**"). Trident Trust Company (Singapore) Pte. Limited is the trust administrator of The LHN Capital Trust.  
  
HN Capital Ltd., Jess Lim and Kelvin Lim hold 85.0%, 10.0% and 5.0% respectively of the entire issued and paid-up share capital in Hean Nerng Group Pte. Ltd.. Kelvin Lim and Jess Lim are also directors of Hean Nerng Group Pte. Ltd.. Hean Nerng Group Pte. Ltd. holds the entire issued and paid-up share capital of Fragrance Ltd.. Kelvin Lim and Jess Lim are also directors of Fragrance Ltd..  
  
Fragrance Ltd. has a direct interest in 220,982,600 ordinary shares of the Company.  
  
As Trident Trust Company (B.V.I.) Limited and its associates, namely LHN Capital Pte. Ltd., HN Capital Ltd. and Hean Nerng Group Pte. Ltd., are entitled to exercise control of not less than 20.0% of the votes attached to the voting shares in Fragrance Ltd., Trident Trust Company (B.V.I.) Limited is deemed to have an interest in the issued and paid-up share capital of the Company held by Fragrance Ltd..
- (4) Kelvin Lim and Jess Lim are directors of LHN Capital Pte. Ltd.. In connection with footnote (3) above, as LHN Capital Pte. Ltd. and its associates, namely HN Capital Ltd. and Hean Nerng Group Pte. Ltd. are entitled to exercise control of not less than 20.0% of the votes attached to the voting shares in Fragrance Ltd., LHN Capital Pte. Ltd. is deemed to have an interest in the issued and paid-up share capital of the Company held by Fragrance Ltd..
- (5) Kelvin Lim and Jess Lim are directors of HN Capital Ltd.. In connection with footnote (3) above, as HN Capital Ltd. and its associate, namely Hean Nerng Group Pte. Ltd., are entitled to exercise control of not less than 20.0% of the votes attached to the voting shares in Fragrance Ltd., HN Capital Ltd. is deemed to have an interest in the issued and paid-up share capital of the Company held by Fragrance Ltd..
- (6) Kelvin Lim and Jess Lim are directors of Hean Nerng Group Pte. Ltd.. In connection with footnote (3) above, as Hean Nerng Group Pte. Ltd. is entitled to exercise control of not less than 20.0% of the votes attached to the voting shares in Fragrance Ltd., Hean Nerng Group Pte. Ltd. is deemed to have an interest in the issued and paid-up share capital of the Company held by Fragrance Ltd..

# STATISTICS OF SHAREHOLDINGS

AS AT 3 DECEMBER 2021

- (7) Section 4(3) of the SFA provides that “where any property held in trust consists of or includes securities and a person knows, or has reasonable grounds for believing, that he has an interest under the trust, he shall be deemed to have an interest in those securities”. In connection with footnote (3) above and pursuant to Section 4(3) of the SFA, The LHN Capital Trust Beneficiaries are deemed to have an interest in the issued and paid-up share capital of the Company held by Fragrance Ltd..

Notwithstanding that each of Lim Hean Nerng, Foo Siau Foon and Kelvin Lim’s direct lineal issues (namely, Lim Yun En, Lim Wei Yong Matthew, Lim Wei Yee, Lin Weichen, Lim Wei Kheng (Lin Weiqing) and Lim Yu Yang), being a beneficiary of The LHN Capital Trust, is deemed to be interested in 15.0% or more of the voting shares of the Company, each of them only receives an economic benefit under The LHN Capital Trust but has no control over the property comprised in The LHN Capital Trust and also does not, in fact, have any voting rights in or exercise control over the Company. Pursuant to the Fourth Schedule of the Securities and Futures (Offers of Investments) (Securities and Securities-based Derivatives Contracts) Regulations 2018 of Singapore (“SFR”), a controlling shareholder in relation to a corporation means (a) a person who has an interest in the voting shares of the corporation and who exercises control over the corporation; or (b) a person who has an interest in the voting shares of the corporation of an aggregate of not less than 30% of the total votes attached to all voting shares in the corporation, unless he does not exercise control over the corporation. Accordingly, it is not meaningful to consider them as controlling shareholders of the Company within the meaning of the Fourth Schedule of the SFR.

However, Lim Hean Nerng has been deemed interested in 15.0% or more of the voting shares of the Company through The LHN Capital Trust by virtue of the fact that he was one of the initial founders of the Group, the father of Kelvin Lim and Jess Lim and a settlor of The LHN Capital Trust, as well as by virtue of the fact that he was actively involved in the management and affairs of the Group’s business until his retirement from the Group about 7 years ago. The Board has recently made a reassessment of the status of Lim Hean Nerng as a controlling shareholder and has concluded that there is basis to regard Lim Hean Nerng as not being a controlling shareholder given that Lim Hean Nerng has retired from the Group and has not been involved in the management and affairs of the Group for at least the past 7 years. As a matter of prudence, the Company will be seeking confirmation from the relevant authority on the aforesaid conclusion and will continue to disclose Lim Hean Nerng as a controlling shareholder until the Company’s receipt of such confirmation.

However, Foo Siau Foon and each of Kelvin Lim’s direct lineal issues are considered Substantial Shareholders of the Company because they are deemed interested in the Shares held by Fragrance Ltd., being not less than 5.0% of the total votes attached to all the voting shares of the Company.

However, Kelvin Lim, a beneficiary of The LHN Capital Trust, is also a director of LHN Capital Pte. Ltd., HN Capital Ltd., Hean Nerng Group Pte. Ltd., Fragrance Ltd. and the Company. Accordingly, he is deemed to be able to exercise control over the Company and is deemed to be a controlling shareholder of the Company.

Jess Lim is Kelvin Lim’s sibling and is also a director of LHN Capital Pte. Ltd., HN Capital Ltd., Hean Nerng Group Pte. Ltd., Fragrance Ltd. and the Company. Accordingly, she is deemed to be able to exercise control over the Company and is deemed to be a controlling shareholder of the Company.

- (8) With effect upon the listing of the Company’s shares on the Main Board of the SEHK, Lim Bee Li is considered a controlling shareholder of the Company in Singapore. Lim Bee Li is deemed to have an interest in the issued and paid-up capital of the Company held by Fragrance Ltd. by virtue of her position as a controlling shareholder.

## Under Hong Kong Laws and Regulations

The following persons/entities have an interest in the Shares or the underlying Shares which were disclosed to the Company and the Stock Exchange under the provisions of Divisions 2 and 3 of Part XV of the SFO, or which were recorded in the register of the Company required to be kept under section 336 of the SFO, were as follows:

### Long positions in the Shares and underlying Shares

NAME OF SHAREHOLDER	CAPACITY/NATURE OF INTEREST	NUMBER OF SHARES HELD/INTERESTED	APPROXIMATE PERCENTAGE OF SHAREHOLDING AS AT 30 SEPTEMBER 2021
Fragrance Ltd. <sup>(1)(2)</sup>	Beneficial owner	220,982,600	54.04%
Wang Jialu <sup>(1)(3)</sup>	Deemed interest by virtue of interest held by spouse	220,982,600	54.04%
Hean Nerng Group Pte. Ltd. <sup>(1)(2)</sup>	Interest in a controlled corporation	220,982,600	54.04%
HN Capital Ltd. <sup>(1)(2)</sup>	Interest in a controlled corporation	220,982,600	54.04%
LHN Capital Pte. Ltd. <sup>(1)(2)</sup>	Trustee	220,982,600	54.04%
Trident Trust Company (B.V.I.) Limited <sup>(1)(2)</sup>	Trustee	220,982,600	54.04%
Lim Hean Nerng <sup>(1)(2)</sup>	Founder of discretionary trusts	220,982,600	54.04%
Foo Siau Foon <sup>(1)(2)</sup>	Founder of discretionary trusts	220,982,600	54.04%



**Notes:**

- (1) Fragrance Ltd., which is wholly-owned by Hean Nerng Group Pte. Ltd., which in turn is owned as to 5% by Kelvin Lim, 10% by Jess Lim and 85% by HN Capital Ltd., is the beneficial owner of 220,982,600 Shares. By virtue of the SFO, Kelvin Lim, Wang Jialu, Hean Nerng Group Pte. Ltd., HN Capital Ltd., LHN Capital Pte. Ltd., Trident Trust Company (B.V.I.) Limited, Lim Hean Nerng and Foo Siau Foon are deemed to be interested in all of the Shares held by Fragrance Ltd..
- (2) Lim Hean Nerng, Foo Siau Foon and Kelvin Lim are the founders of The LHN Capital Trust and The Land Banking Trust. Trident Trust Company (B.V.I.) Limited, in its capacity as the trustee of The Land Banking Trust, holds the entire issued share capital of LHN Capital Pte. Ltd.. LHN Capital Pte. Ltd., in its capacity as the trustee of The LHN Capital Trust, holds the entire issued share capital of HN Capital Ltd., which in turn holds 85% of the total issued share capital of Hean Nerng Group Pte. Ltd.. Hean Nerng Group Pte. Ltd. holds the entire issued share capital of Fragrance Ltd.. Lim Hean Nerng, Foo Siau Foon and Kelvin Lim are deemed under the SFO to be interested in the Shares held by Trident Trust Company (B.V.I.) Limited and LHN Capital Pte. Ltd.. Trident Trust Company (B.V.I.) Limited is deemed under the SFO interested in the interests held by LHN Capital Pte. Ltd.. LHN Capital Pte. Ltd. is deemed under the SFO interested in the interests held by HN Capital Ltd.. HN Capital Ltd. is deemed under the SFO interested in the interests held by Hean Nerng Group Pte. Ltd.. Hean Nerng Group Pte. Ltd. is deemed under the SFO interested in the interests held by Fragrance Ltd..
- (3) Wang Jialu, the spouse of Kelvin Lim, is deemed under the SFO to be interested in the interests held by Kelvin Lim.

Save as disclosed above, as at 30 September 2021, the Directors are not aware of any other person who had an interest or a short position in any Shares which would be required to be disclosed to the Company and the SEHK under the provisions of Divisions 2 and 3 of Part XV of the SFO, or which were recorded in the register required to be kept under section 336 of the SFO.

This page has been intentionally left blank

This page has been intentionally left blank

This page has been intentionally left blank



**LHN LIMITED**

**HEADQUARTER**

10 Raeburn Park #02-18 | Singapore 088702

Tel: (65) 6368 8328 | Fax: (65) 6367 2163

**[lhngroup.com](http://lhngroup.com)**